

**Knoll**

Template  
GSA Price List 7/15/11

General Services Administration  
Federal Supply Service  
Federal Supply Schedule Catalog  
FSC Group 71, Part I  
Office Furniture  
Contract Number: GS-28F-8029H  
Contract Period: July 26, 1999 through  
December 31, 2012  
Contractor: Knoll, Inc.  
P.O. Box 157  
1235 Water Street  
East Greenville, PA 18041  
(215) 679-7991  
Business Size: Large

**Knoll**



# Information for Ordering Template GS-28F-8029H

**1. Special Item Numbers:**

- a. 711-99 Introduction of New Office Furniture Products
- b. 711-96 Leased Furniture Systems (see page 5)
- c. 711-93 Reconfiguration Services: To be negotiated on a project-by-project basis. Requires purchase of product.
- d. 711-94 Design/Layout Services: Rate is \$65.49 per hour
- e. 711-95 Installation Services: Rates \$500.00 and Below: Union: \$106.25 per hour Non Union: \$51.50 per hour

Rates \$500.01 and Greater:  
To be negotiated on a project by project basis.

- f. 711-91 Project Management: Union: \$128.97 per hour Non-Union: \$63.48 per hour

**2. Maximum Order:**

\$200,000 Net Product Value (\$689,655 list).

**3. Minimum Order:**

\$50.00 per delivery point (net).

**4. Geographical Coverage (delivery area):**

The 48 contiguous United States and the District of Columbia.

Deliveries to destinations outside the 48 contiguous states are made F.O.B. inland carrier, point of exportation, with transportation to be paid by the government from point of exportation to the destination outside the 48 contiguous states.

**5. Points of Production:**

Muskegon, MI

**6. Discounts:**

List prices (non-discount deducted) are shown in this Price List.

**90 Day Delivery Program**

Single Order List Value	Discount from List Price
\$ 0.00-\$689,655	71%

**7. N/A**

**8. Payment Terms:**

Net 30 days.

**9. Government Credit Card:**

Accepted below and above the micro purchase threshold

**10. Foreign Items:**

None.

**11. Time of Delivery:**

90 days, ARO.

**11b, c, & d. Expedited/Overnight Delivery:**

Contact your Knoll GSA Customer Service Representative

**12. F.O.B. Point:**

Destination within 48 contiguous United States and the District of Columbia.

**13a. Ordering Address:**

Knoll, Inc.  
c/o Knoll Participating Dealer  
P.O. Box 157  
1235 Water Street  
East Greenville, PA 18041  
Attn: Order Entry

**13b. Ordering Procedures:**

For supplies and services, ordering procedures and information on BPAs are found in FAR 8.404.

**14. Payment Address:**

Knoll, Inc.  
P.O. Box 841366  
Dallas, TX 75284-1366

**15. Warranty:**

See page 4.

**16. Export Packing Charges:**

Write for a quotation.

**17. See #9**

**18. N/A**

**19. Installation:**

To be negotiated on a project-by-project basis.

**20. N/A**

**21. N/A**

**22. Participating Dealers:**

Knoll dealers may not accept equipment orders or perform invoicing under this contract. However, authorized Knoll Dealers do provide design and installation services as Knoll's subcontractor.

Contact your local Knoll Sales Representative for a current listing of authorized dealers in your area.

**23. N/A**

**24. N/A**

**25 & 26. Federal Identification Numbers:**

CCR: 1996J212868  
Tax ID No. (TIN): 13-3873847  
Cage Code: 13207  
DUNS No.: 78-131-6096  
CEC: 0877161G  
NAICS No.: 337214

**27. Restocking Terms:**

25% of net product cost. Prior authorization is required.

**28. Cancellation Terms:**

Prior to production, no cancellation charge will apply.

- 
- 1** Order Date
  - 2** Contract number
  - 3** Order number
  - 4** Issuing office:  
Requestor name and  
telephone number
  - 5** Shipping address:  
Contact name and  
telephone number
  - 6** Contractor:  
Knoll, Inc.  
c/o Knoll Participating Dealer  
P.O. Box 157  
1235 Water Street  
East Greenville, PA 18041  
Attn.: Order Entry
  - 7** Remit to:  
Knoll, Inc.  
P.O. Box 841366  
Dallas, TX 75284-1366
  - 8** FOB destination
  - 9** ARO date (After Receipt of Order)
  - 10** Terms: Net 30 Days
  - 11** Complete product description,  
including model number,  
and finish(es)
  - 12** Quantity ordered
  - 13** Individual unit price
  - 14** Amount (quantity x unit price)
  - 15** Partial shipment and partial  
payment authorized
  - 16** Total cost
  - 17** Invoice address
  - 18** Authorized contracting officer  
signature and telephone number
  - 19** Authorized contracting officer  
name and title (typed)



<b>Warranty</b>	<p>Seller warrants to the original Purchaser only that the Products Seller manufactures and sells to Purchaser are free of defects in workmanship and materials, during the applicable warranty period set forth below.</p> <p>Warranty period set forth below is for 24-hour, 7 days a week, multi shift use (includes parts and labor to repair).</p> <p>Should any failure to conform with this limited warranty appear to a Product listed below during the applicable warranty period from the date of shipment, Seller shall, upon prompt written notice, repair or replace, at its option and costs, the affected part or parts.</p> <p><i>Product and Period of Warranty</i></p> <p><i>Lifetime: Antenna Workspaces, AutoStrada, Calibre, Crinion Open Table, Currents, Dividends Horizon, Equity, Morrison, Reff Profiles laminate, Series 2 Storage, Template, Antenna Workspaces and other non-wood components (except cascade edge worksurfaces, operational parts, controls, electrical, Lighting, Series 2 Veneer Front Storage, special or custom products, see below)</i></p> <p><i>12 Years: Chadwick, Essentials Work Chairs, Generation by Knoll, Life, Moment, MultiGeneration by Knoll, RPM and Sapper seating (except seating upholstery, textiles, leathers and finishes, see below).</i></p> <p><i>10 Years: Antenna Workspaces, AutoStrada, Crinion Open Table, Reff Profiles wood components, Series 2 Veneer Front Storage, cascade edge worksurfaces, Wood Casegoods (Magnusson, The Graham Collection) (except wood casegoods upholstered surfaces, see below), Interaction tables (except height adjustment mechanisms for Counterforce, crank-adjustable, and split-top tables and worksurfaces, see below), Reuter overheads, Reuter vertical storage, KnollExtra Sapper Monitor Arm Collection, Adjustable keyboard mechanisms and platforms, Communication Boards (except fabric board textiles, see below), Smokador collection (except leathers, see below), and Orchestra Universal Systems Accessories.</i></p> <p><i>5 Years: Operational parts, controls, electrical, Lighting (except light ballasts, bulbs and power supply, see below), special or custom product, wood veneer products, Currents handcrank, Interaction Counterforce, Interaction crank-adjustable, and split-top mechanisms, KnollStudio, CPU storage and all universal storage drawers.</i></p> <p><i>3 Years: Seating upholstery, textiles, leathers and finishes. Fabric boards textiles and Smokador Collection leathers.</i></p> <p><i>2 Years: All other KnollExtra product</i></p> <p><i>1 Year: Light ballasts, bulbs and power supply, seating upholstered armpads and soft armpads, wood casegoods upholstered surfaces.</i></p> <p>This warranty does not apply to:</p> <ul style="list-style-type: none"> <li>• Damage caused by a carrier other than the Seller.</li> <li>• Normal wear and tear or acts or omissions of parties other than Seller (including user modification, improper use or installation of Products).</li> <li>• COM or other third party materials applied to Products.</li> <li>• Products not installed by or under the auspices of a Knoll Dealer.</li> <li>• Dramatic temperature variations or exposure to unusual conditions.</li> <li>• Changes in surface finishes, including colorfastness due to aging or exposure to light.</li> <li>• Except as specifically noted above, textiles and upholstery supplied by <i>KnollTextiles</i> (consult current <i>KnollTextiles</i> price list for applicable warranty).</li> </ul> <p>Natural variations occurring in wood, marble, and leather shall not be considered defects, and the Seller does not guarantee the colorfastness or matching of the colors, grains or textures, or surface hardness of such materials. The Seller also does not guarantee the colorfastness of fiberglass panel surfaces.</p> <p>THE EXPRESS WARRANTIES CONTAINED HEREIN ARE IN LIEU OF ALL OTHER WARRANTIES, EXPRESS OR IMPLIED, INCLUDING ANY WARRANTIES OF MERCHANTABILITY AND FITNESS FOR PARTICULAR PURPOSE AND ALL OTHER WARRANTIES ARISING FROM COURSE OF DEALING OR USAGE OF TRADE.</p> <p>The remedies provided above are the Purchaser's sole remedies for any failure of Seller to comply with its obligations regarding the workmanship of its Products. Correction of any nonconformity in the manner and for the period of time provided shall constitute complete fulfillment of all liabilities of Seller, with respect to or arising out of the Product furnished hereunder.</p>
<b>Claims</b>	<p>All shipments for all Knoll Products within the contiguous United States and Canada are F.O.B. Origin. Risk of loss passes to Purchaser at time of delivery to carrier. Purchaser shall inspect all Products upon receipt and notify Seller within ten (10) working days after receipt of any damage or defects which are, or should be, apparent from an inspection of the Product and its packaging. Failure of Purchaser to make a claim against carrier or notify Seller during the ten (10) working day period shall constitute acceptance of the Products and waiver of any apparent defects, errors or shortages. Seller will agree to repair or replace Product damaged in shipment if Purchaser has notified Seller of freight damage within ten (10) working days after receipt and assigns its rights against the carrier.</p>

**Knoll Lease with  
Option to Purchase  
Plan (LWOP)**

**GSA Contract:** GS-28F-8029H

**Special Item Number:** 711-96

**Leasing Minimum Order:** \$50,000 net product value

**Term:** 36 Months

**Residual Value:** 9.35%  
APR = 7.5%

**Lease Rate Factors:** Months 1 - 12 = .03550  
13 - 24 = .03200  
25 - 36 = .02600

**Term:** 60 Months

**Residual Value:** 4.68%  
APR = 9.5%

**Lease Rate Factors:** Months 1 - 12 = .02450  
13 - 24 = .02300  
25 - 36 = .02200  
37 - 48 = .01850  
49 - 60 = .01630

**Knoll Lease To  
Own Plan (LTOP)**

**Term:** 36 Months  
APR = 8.5%

**Lease Rate Factors:** .03245

**Term:** 60 Months  
APR = 9.75%

.01997

To determine the monthly payment, take the net product value and multiply by the lease rate factor.

Introduction	Knoll and Sustainable Design	7
	Template	8
	Knoll Color Program Finishes	9
	Template Fabrics	12
	Template Specifications	13
Core Structure	End Panel	15
	Mid Panel	17
	Bases and Base Kick Plate	19
	Tops	21
	Full Height Back Kit	25
	Lower Back Kit	31
	Upper Back Kit	35
Inside Back Inserts	Mid Back Kit	43
	Full Height Inside Back Inserts	51
	Lower Inside Back Inserts	57
	Upper Inside Back Inserts	61
Storage Components	Mid Inside Back Inserts	69
	Drawer Kits	77
	Sliding Door Kits	78
	Hinged Door Kits	81
	Hybrid Door/Drawer Kits	84
	Standard and Slotted Shelves	88
	Coat Rod Shelf	89
	Worksurface Shelves	90
	Upper Shelf Kit, 15"h and 20"h, steel	91
Shelf Dividers	92	
Electrical Components	Base Infeed, Base Power Transfer Block,	97
	Desk-Height Power Modules ( one circuit)	98
	Desk-Height Power Modules ( two circuits)	99
	Transition Jumpers	100
Worksurfaces and Supports	Rectangular Worksurfaces	101
	Trapezoid Worksurfaces	104
	120° Worksurfaces	106
	Support Brackets and Support Legs	107
	Worksurface Privacy Screens	108
Accessories	Core Structure Accessories	109
	Drawer Kit Accessories	110
	Shelf Kit Accessories	111
	Task Lights	112
Alpha-Numeric Index		113
KnollKey Lock Program		120
General Ordering Information		121

# Knoll and Sustainable Design

---

Each year Knoll sets key initiatives in our journey to sustainability. We are members of a global consortium on energy, have adopted a scientific, metrics-based approach to sustainable product design, and maintain a leadership position in establishing universal, verifiable, sustainability standards for our industry.

Knoll promotes independent third-party certification because it provides the most impartial and trustworthy foundation for industry-wide environmental compliance. Certification by established and respected third parties ensures that all manufacturers are held to the same high standards and that customers can trust a company's declaration about the environmental benefits of its products. Knoll third-party partners include: the International Standards Organization (ISO); Forest Stewardship Council (FSC®); Rainforest Alliance; GREENGUARD® Environmental Institute; and The Business and Institutional Furniture Manufacturer's Association (BIFMA) level™ certification from Scientific Certification Systems (SCS).

In addition, Knoll is aligned with the U.S. Green Building Council and can help companies, healthcare organizations and educational institutions achieve Leadership in Energy and Environmental Design (LEED®) workplace certification.

## Global Climate Change

- Knoll is a sponsor of the Clinton Global Initiative, which brings together a community of global leaders to devise and implement solutions to some of the world's most pressing challenges, including environmental change.
- Knoll has a comprehensive Energy Management Program to increase energy efficiency in products and processes.

## Life Cycle Assessment (LCA) Tool

- Life Cycle Assessment is a science-based measurement of a product's environmental impacts throughout its life cycle, from raw materials sourcing through manufacture, shipping, use and re-use or end-of-life. LCA enables cradle-to-cradle implementation of sustainable practices.
- Knoll has partnered with The Green Standard.org to develop an affordable, universal ISO-compliant computer-based LCA tool that can be used by the entire contract furniture industry and is partnering on the development of an Environmental Product Declaration System (EPDs) for Knoll products. EPDs are verified documents containing LCA results and additional environmental performance information about a product.

## Setting Industry Standards

- Knoll partners with MTS (The Institute for Market Transformation to Sustainability) to develop the SMaRT® Consensus Sustainable Products Standards, a set of consensus-based sustainable product standards based on the LEED® model, for all building products, fabric, apparel, flooring and carpet. MTS, the developer of SMaRT®, is an accredited American National Standards Institute (ANSI) standard developer.
- Knoll also partners with BIFMA (Business and Institutional Furniture Manufacturers Association) to promote level™ sustainability standards for the contract furniture industry.
- Knoll has established FSC® (Forest Stewardship Council) certified wood as the standard for general office open plan office systems, casegoods and tables.
- Knoll has launched Full Circle, a resource recovery program developed with ANEW, to help customers extend the life cycle of surplus furniture, fixtures and equipment (FF&E) in an economically, socially and environmentally responsible manner.
- Our goal is to encourage all manufacturers in the contract furniture industry and related industries to adopt standards that will lead to sustainable products and practices.

*For more information about Knoll and sustainable design, visit [knoll.com/environment](http://knoll.com/environment).*



## Core Paint and Laminate Finishes

Order Code	Color Name	Paint Grade	Laminate Grade for worksurface shelves and cabinet tops	Paint Finishes	Laminate Finishes	2mm Edgeband Finishes	Pull Finishes
611	Beige Mist Metallic	P2		•			•
611T	Beige Mist Metallic, textured	P2		•			
118	Bright White	P3	L1	•	•	•	•
118T	Bright White, textured	P3		•			
112	Brown	P1		•			•
112T	Brown, textured	P1		•			
123	Brushed Grey		L2		•		
122	Brushed Sand		L2		•		
113	Dark Grey	P1		•		•	•
113T	Dark Grey, textured	P1		•			
128	Fog		L2		•	•	
114	Folkstone Grey	P1	L1	•	•	•	•
114T	Folkstone Grey, textured	P1		•			
111	Jet Black	P1	L2	•	•	•	•
111T	Jet Black, textured	P1		•			
701	Markerboard White	P3		•			
124	Medium Cherry		L2		•	•	
115	Medium Grey	P1		•		•	
115T	Medium Grey, textured	P1		•			
612	Medium Metallic Grey	P2		•			
612T	Medium Metallic Grey, textured	P2		•			
121	Micro Grey		L2		•		
129	Micro Sand		L2		•		
126	Natural Cherry		L2		•	•	
125	Natural Maple		L2		•	•	
119	Pumice		L1		•	•	
116	Sandstone	P1		•			•
116T	Sandstone, textured	P1		•			
613	Silver	P3		•			•
117	Soft Grey	P1	L1	•	•	•	•
117T	Soft Grey, textured	P1		•			
127	Walnut		L2		•	•	
AA	Aluminum						•
AB	Black						•
AN	Nickel						•

Note: Markerboard white finish (701) is available on Template backs only.

L1 and L2 laminate finish grades only apply to cabinet tops and worksurface shelves. Perpendicular worksurfaces utilize a single price grade.

Custom Paint Color Policy – Custom paint colors may be applied to Template product on a select basis. For colors outside the standard palette for Template, Knoll will custom match to your specification according to the following requirements: The request for a custom paint color must be accompanied by a purchase order for the product to be ordered and by a master color-match sample of paint applied to metal at least 3" x 5" in size. Knoll will evaluate the sample to determine application feasibility. Upon approval for application, Knoll will forward two factory samples with an assigned Knoll color name and order code for customer approval. One of the approved Knoll samples must be signed and returned to Knoll before an order is processed and dated.

P2 pricing applies to all solid custom or non-core Knoll finishes

P3 pricing applies to all metallic or white custom finishes as well as any metallic or white non-core Knoll finishes.

End panels, mid panels, bases, tops and backs	Tops	Tops	
Drawer, sliding door and hinge door fronts, sliding door tracks	Worksurface shelves	Worksurface shelves	Drawer, sliding door and hinge door handles
Standard shelves, slotted shelves and shelf dividers	Worksurfaces	Worksurfaces	
Support column and legs			
Slotted shelf partitions and base fillers			

---

Proper use and regular cleaning of your markerboard surface is essential for preventing permanent stains and/or ghosting typically associated with dry erase markers. By following the care and use instructions below, you will minimize the possibility of permanent stains and ghosting.

**Initial Cleaning of Markerboards  
Before First Use:**

- Using a clean, dry cloth and a nonabrasive cleaner, gently clean the entire board to loosen any residue
- Using a dry cloth, wipe the entire surface to remove all dirt and residue from the prior step
- Rinse the entire board with clean water
- Using a dry cloth, wipe dry the entire surface

**Daily Use, Care and Maintenance:**

- *Use the proper markers.* All dry erase markers will write legibly on the marker board surface, but not all will erase properly due to their composition. Do not use low odor dry erase markers or permanent (indelible) markers. Use of these markers will lead to staining or ghosting, even with regular cleaning.
- *Clean the markerboard regularly.* It is recommended that markerboards be erased daily using an eraser designated for use with dry erase markers. If the markerboard is used daily, we recommend that a complete cleaning is performed at least 2-3 times a week using EXPO® whiteboard cleaner.
- *Remove ghosting.* Using EXPO® whiteboard cleaner and a paper towel, wipe the entire surface and let dry. Mix Joy® dishwashing detergent with warm water and apply to the board using a paper towel, then wipe dry with a clean cloth. Repeat as necessary.
- *Remove permanent marker.* Using a dry erase marker, write on top of the permanent marker, erase with a dry eraser, and then clean with EXPO® whiteboard cleaner.

**Note:** Do not use other painted tiles as markerboards or product damage will occur and the tile warranty will be voided.

**Veneer, Aluminum and Glass Finishes**

Order Code	Color Name	Veneer Grade	Veneer Finishes	Glass Sliding Door Finishes
Y851	Black Oak	V1	•	
Y821	Blond Maple	V1	•	
Y319	Cherry	V1	•	
Y343	Dark Grey Oak	V1	•	
Y326	Dark Mahogany	V1	•	
Y344	Espresso	V1	•	
Y831	Light Cherry	V1	•	
Y327	Light Oak	V1	•	
Y316	Maple	V1	•	
Y329	Medium Oak	V1	•	
Y342	Medium Teak	V1	•	
Y323	Medium Walnut	V1	•	
Y811	Natural	V1	•	
Y341	Wenge	V1	•	
Y841	Ebony	V2	•	
Y861	Grigio Techwood	V2	•	
Y871	Iced Sycamore Techwood	V2	•	
V425	Amber Oak	V2	•	
V312	Bronze Cherry	V2	•	
V427	Brown Oak	V2	•	
V421	Chalk Oak	V2	•	
V433	Light Fawn Cherry	V2	•	
V423	Light Oak	V2	•	
V411	Light Walnut	V2	•	
V316	Maple	V2	•	
V436	Medium Brown Cherry	V2	•	
V440	Natural Hemlock	V2	•	
V417	Old English Walnut	V2	•	
V415	Peacock Green Walnut	V2	•	
V418	Smoked Walnut	V2	•	
V439	Straight Anigre	V2	•	
V512	Figured Anigre	V3	•	
V515	Figured Sycamore	V3	•	
V513	Graphite Oak (Rift Cut)	V3	•	
V514	Makore	V3	•	
V518	Natural Chestnut	V3	•	
V517	Natural Sapele	V3	•	
GL13	Frosted Tempered			•
GL25	Bronze Tempered			•
V1 - Techwood Closed Pore Surface with matching synthetic edge V2 - Natural Veneer Closed Pore and Premium Techwood Veneer Closed Pore V3 - Exotic Veneer			Tops and inside back inserts Drawer and hinge door fronts Standard shelves and worksurface shelves Worksurfaces	Sliding doors

**Fabric Options — Available for fabric backs, inside back inserts and worksurfaces privacy screens unless noted otherwise.**

*Grade 10*

Annex (W1360)  
 Broadcloth (W288)  
 Element (W1077)  
 Foundation (W351)  
 Growth Spurt (W692)  
 Symbolic Detail (W693)  
 Tailor Made (W133)  
 Versatility (W432)

*Grade 20*

Banyan (W443)  
 Bauhaus Block (W296)  
 Circle Line (W1146)  
 Clarity (W281)  
 Criss Cross (W305)  
 Labyrinth (W352)  
 Melbourne (W228)  
 Nematic (W1292)  
 Outback (W229)  
 Photon (W1293)  
 Reflect (W884)  
 Resolution (W280)  
 Walkabout (W230)  
 Weave Three (W298)

*Grade 30*

Basket Draft (W249)  
 Flow (W565)  
 Harmony (W232)  
 Interknit (W1090)  
 Match Point (W1145) \*  
 Micro (W465)  
 Progression (W403)  
 Relay (W1020) \*

*Grade 40*

Amplify (W1215)  
 Analogy (K614) \*  
 Bandwidth (W1219)  
 Clarkson (W1218)  
 Foil Wrap (W535) \*  
 Hard Rock (W1007) \*  
 Metaphor (K612) \*  
 Ornament (W1078)  
 Palladium (W1030)

*Grade 45*

Backgroup (W302) \*  
 Dristi (K872)  
 Fast Forward (W301) \*

**\* Available on worksurface privacy screens only**

The following textiles are available for use on Template fabric items. Consult with your Knoll representative for pricing:  
 Knoll Hopsack (backs and inside back inserts only)  
 Presto  
 Ricochet  
 Transition

**COM (Customer's Own Material)**

COM can be applied to Template product on a select basis. Please consult your Knoll customer service representative for details on the COM approval process and testing requirements.

Pricing for COM fabrics is at Grade 10.

**Note:** Always contact your Knoll customer service representative prior to sending any COM (including pre-approved KnollTextiles) to the manufacturing facility.

### Template Planning Guidelines

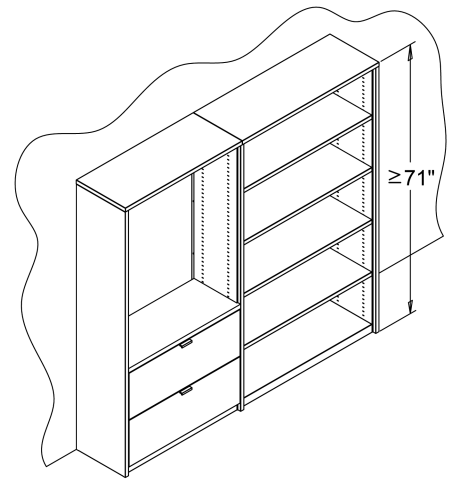
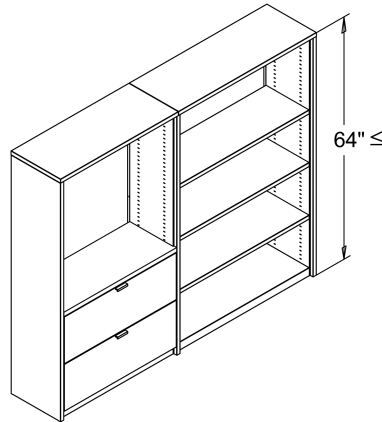
The following Template planning guidelines are provided to ensure stability of Template storage product.

Different scenarios are:

- 1) Straight runs without attached worksurface
- 2) Straight runs with perpendicular panel attachment
- 3) Straight runs with attached worksurface
- 4) Straight runs with a Template return

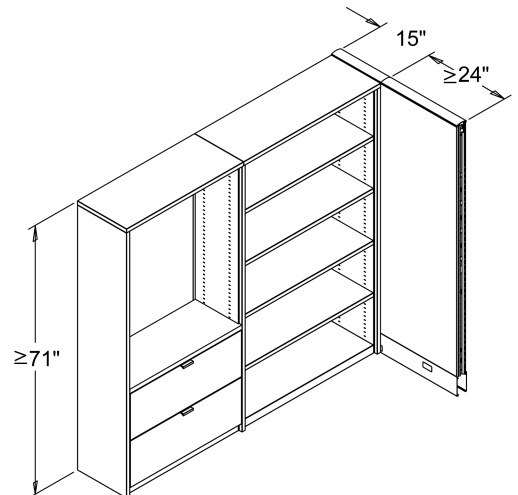
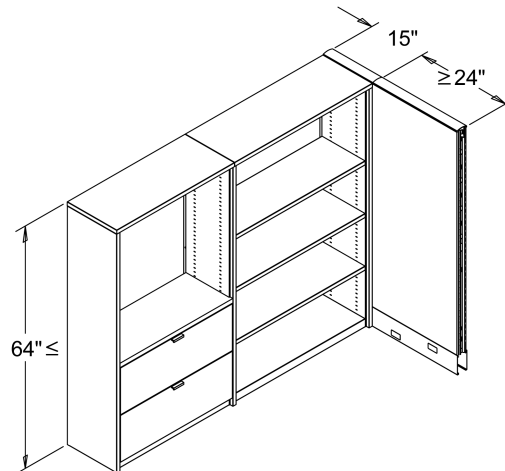
#### 1) Straight runs without attached worksurface:

- Template product 64" high and shorter without drawers do not require additional stabilizing
- Template product 64" high and shorter with drawers must have a counterweight kit which matches the size of the base installed under the bottom drawer OR be secured to a fixed wall OR be secured back-to-back to another Template unit.
- Template product 71" high and 78" high (with or without drawers) must be secured to a fixed wall or secured back-to-back back to another Template unit.



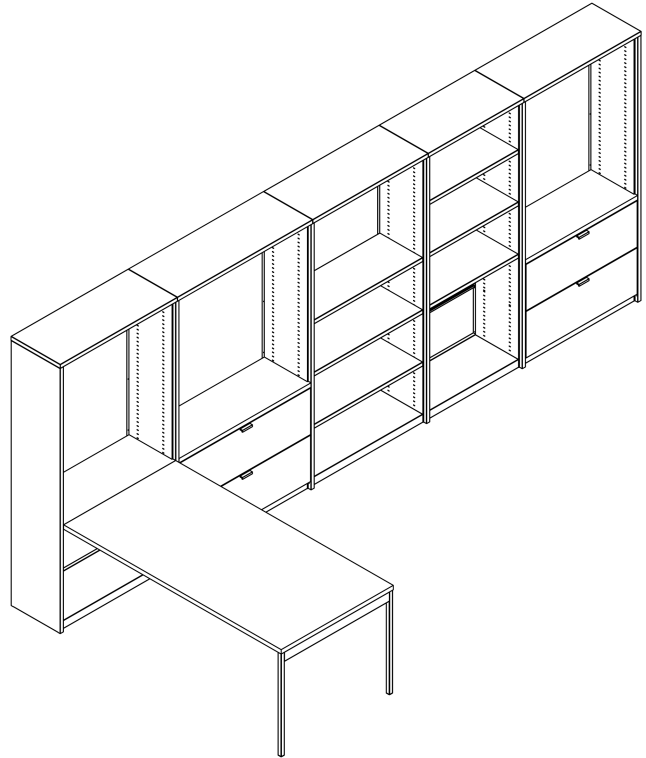
#### 2) Straight runs with perpendicular panel attachment:

- Template product 64" high and shorter without drawers do not require additional stabilizing
- Template product 64" high and shorter with drawers must have a minimum of 39" (15" plus 24") long run of panel(s) attached to the Template unit using a Template panel attachment kit. Panels must be on the same side as the drawers.
- Template product 71" high and 78" high (with or without drawers) must have a minimum of 24" long run of panel(s) attached on both sides of the Template unit.



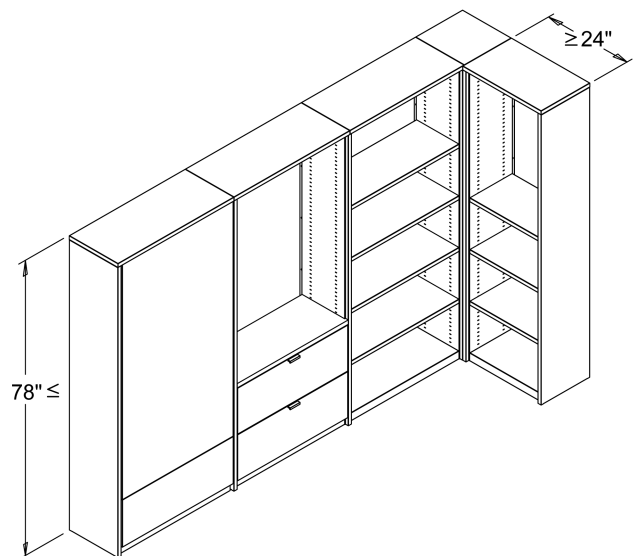
**3) Straight runs with perpendicular worksurface(s):**

- Template products 71" high and shorter without drawers or with one drawer do not require additional stabilizing.
- Template product 71" high and shorter with multiple drawer kits must have either: additional worksurfaces attached or a counter weight kit attached to the rear of the inverted base or secured to a fixed wall or secured back-to-back.
- Template product 78" high or taller must be secured to a fixed wall or secured back-to-back.






**4) Straight runs with a Template return:**

- With a 24" or wider return, Template product 78" high and shorter does not require additional stabilizing, up to a 288" (24ft) long run.



# End Panel for steel top

description	w	d	h	pattern no.	P1	P2	P3
 End Panel, no knockouts	1"	15"	42"	<b>BC1EP42NNS</b>	\$158.	\$173.	\$180.
	1"	15"	50"	<b>BC1EP50NNS</b>	168.	184.	194.
	1"	15"	57"	<b>BC1EP57NNS</b>	179.	197.	206.
	1"	15"	64"	<b>BC1EP64NNS</b>	188.	208.	217.
	1"	15"	71"	<b>BC1EP71NNS</b>	202.	221.	231.
	1"	15"	78"	<b>BC1EP78NNS</b>	211.	232.	243.
 End Panel, desk ht. knockouts	1"	15"	42"	<b>BC1EP42KNS</b>	158.	173.	180.
	1"	15"	50"	<b>BC1EP50KNS</b>	168.	184.	194.
	1"	15"	57"	<b>BC1EP57KNS</b>	179.	198.	206.
	1"	15"	64"	<b>BC1EP64KNS</b>	188.	208.	217.
	1"	15"	71"	<b>BC1EP71KNS</b>	202.	221.	231.
	1"	15"	78"	<b>BC1EP78KNS</b>	211.	232.	242.
 End Panel, desk ht. base infeed knockouts	1"	15"	42"	<b>BC1EP42KKS</b>	165.	180.	188.
	1"	15"	50"	<b>BC1EP50KKS</b>	175.	194.	202.
	1"	15"	57"	<b>BC1EP57KKS</b>	185.	205.	214.
	1"	15"	64"	<b>BC1EP64KKS</b>	197.	216.	226.
	1"	15"	71"	<b>BC1EP71KKS</b>	209.	230.	240.
	1"	15"	78"	<b>BC1EP78KKS</b>	218.	240.	251.

**Order Code**

Example:  
 \_\_\_\_\_  
 \_\_\_\_\_  
 \_\_\_\_\_  
 \_\_\_\_\_  
 \_\_\_\_\_  
 \_\_\_\_\_  
 \_\_\_\_\_

**Specification Information**

End panel for steel top may only be utilized with a steel top.




**Application Notes**

End panels with desk ht. knockouts include two knockouts; one just above worksurface ht. and one just below worksurface ht. Knockout covers are available separately to cover unused locations.

End panels with desk ht./base infeed knockouts include desk ht. knockouts as well as 3 holes at the base of the end panel. A center hole provides access for communication cables while two outer holes provide access for base infeeds.


Grommets and hold plugs are included with end panels that have base infeed knockouts.


# End Panel for laminate or veneer top

description	w	d	h	pattern no.	P1	P2	P3
 End Panel, no knockouts	1"	15"	16"	<b>BC1EP16NN(L/V)</b>	\$129.	\$142.	\$149.
	1"	15"	22"	<b>BC1EP22NN(L/V)</b>	133.	146.	153.
	1"	15"	25"	<b>BC1EP25NN(L/V)</b>	140.	155.	162.
	1"	15"	28"	<b>BC1EP28NN(L/V)</b>	140.	155.	162.
	1"	15"	42"	<b>BC1EP42NN(L/V)</b>	158.	173.	180.
	1"	15"	50"	<b>BC1EP50NN(L/V)</b>	168.	184.	194.
	1"	15"	57"	<b>BC1EP57NN(L/V)</b>	179.	197.	206.
	1"	15"	64"	<b>BC1EP64NN(L/V)</b>	188.	208.	217.
	1"	15"	71"	<b>BC1EP71NN(L/V)</b>	202.	221.	231.
1"	15"	78"	<b>BC1EP78NN(L/V)</b>	211.	232.	243.	
 End Panel, desk ht. knockouts	1"	15"	25"	<b>BC1EP25KN(L/V)</b>	140.	155.	161.
	1"	15"	28"	<b>BC1EP28KN(L/V)</b>	140.	155.	161.
	1"	15"	42"	<b>BC1EP42KN(L/V)</b>	158.	173.	180.
	1"	15"	50"	<b>BC1EP50KN(L/V)</b>	168.	184.	194.
	1"	15"	57"	<b>BC1EP57KN(L/V)</b>	179.	198.	206.
	1"	15"	64"	<b>BC1EP64KN(L/V)</b>	188.	208.	217.
	1"	15"	71"	<b>BC1EP71KN(L/V)</b>	202.	221.	231.
	1"	15"	78"	<b>BC1EP78KN(L/V)</b>	211.	232.	242.
	1"	15"	78"	<b>BC1EP78KN(L/V)</b>	211.	232.	242.
 End Panel, desk ht./ base infeed knockouts	1"	15"	16"	<b>BC1EP16NK(L/V)</b>	135.	149.	156.
	1"	15"	22"	<b>BC1EP22NK(L/V)</b>	139.	153.	161.
	1"	15"	25"	<b>BC1EP25KK(L/V)</b>	146.	162.	169.
	1"	15"	28"	<b>BC1EP28KK(L/V)</b>	146.	162.	169.
	1"	15"	42"	<b>BC1EP42KK(L/V)</b>	165.	180.	188.
	1"	15"	50"	<b>BC1EP50KK(L/V)</b>	175.	194.	202.
	1"	15"	57"	<b>BC1EP57KK(L/V)</b>	185.	205.	214.
	1"	15"	64"	<b>BC1EP64KK(L/V)</b>	197.	216.	226.
	1"	15"	71"	<b>BC1EP71KK(L/V)</b>	209.	230.	240.
	1"	15"	78"	<b>BC1EP78KK(L/V)</b>	218.	240.	251.

Order Code	Specification Information	Application Notes
Example: _____ _____ _____ _____ _____ _____ _____	End panel for laminate or veneer top may only be utilized with a laminate or veneer top.  Specify L for use with laminate top or V for use with veneer top.	End panels with desk ht. knockouts include two knockouts; one just above worksurface ht. and one just below worksurface ht. Knockout covers are available separately to cover unused locations.  Worksurface height end panel (28") only includes one knockout below worksurface height.  Antenna height (25") and worksurface height (28") end panels only include one knock-out below top height.
		End panels with desk ht./base infeed knockouts include desk ht. knockouts as well as a base cutout on the outer face for a base infeed or transition jumper.  16"h and 22"h end panels are available with no knockout or base infeed knockouts only. Desk-height and below desk-height knockouts are not available in these heights.  Credenza height end panels (22"h) are not available with knockouts.  Grommets and hold plugs are included with end panels that have base infeed knockouts.  16"h and 22"h end panels are available with no knockout or base infeed knockouts only. Desk-height and below desk-height knockouts are not available in these heights.

# Mid Panel for steel top

description	w	d	h	pattern no.	P1	P2	P3
 Mid Panel, no knockouts	1"	15"	42"	<b>BC1MP42NS</b>	\$282.	\$310.	\$325.
	1"	15"	50"	<b>BC1MP50NS</b>	296.	325.	340.
	1"	15"	57"	<b>BC1MP57NS</b>	308.	340.	355.
	1"	15"	64"	<b>BC1MP64NS</b>	333.	366.	381.
	1"	15"	71"	<b>BC1MP71NS</b>	347.	382.	399.
	1"	15"	78"	<b>BC1MP78NS</b>	356.	392.	410.

 Mid Panel, desk ht. knockouts	1"	15"	42"	<b>BC1MP42KS</b>	282.	310.	325.
	1"	15"	50"	<b>BC1MP50KS</b>	296.	325.	340.
	1"	15"	57"	<b>BC1MP57KS</b>	308.	340.	355.
	1"	15"	64"	<b>BC1MP64KS</b>	333.	366.	381.
	1"	15"	71"	<b>BC1MP71KS</b>	347.	382.	399.
	1"	15"	78"	<b>BC1MP78KS</b>	356.	392.	410.

### Order Code

Example:  
 \_\_\_\_\_  
 \_\_\_\_\_  
 \_\_\_\_\_  
 \_\_\_\_\_  
 \_\_\_\_\_  
 \_\_\_\_\_  
 \_\_\_\_\_

### Specification Information



End panel for steel top may only be utilized with a steel top.

### Application Notes

Mid panels with desk ht. knockouts include four knockouts; one just above worksurface ht. on both sides and one just below worksurface ht. on both sides. Knockout covers are available separately to cover unused locations.

# Mid Panel

for laminate / veneer top

description	w	d	h	pattern no.	P1	P2	P3
 Mid Panel, no knockouts	1"	15"	16"	<b>BC1MP16N(L/V)</b>	\$240.	\$264.	\$276.
	1"	15"	22"	<b>BC1MP22N(L/V)</b>	244.	268.	280.
	1"	15"	25"	<b>BC1MP25N(L/V)</b>	245.	269.	282.
	1"	15"	28"	<b>BC1MP28N(L/V)</b>	245.	269.	282.
	1"	15"	42"	<b>BC1MP42N(L/V)</b>	282.	310.	325.
	1"	15"	50"	<b>BC1MP50N(L/V)</b>	296.	325.	340.
	1"	15"	57"	<b>BC1MP57N(L/V)</b>	308.	340.	355.
	1"	15"	64"	<b>BC1MP64N(L/V)</b>	333.	366.	381.
	1"	15"	71"	<b>BC1MP71N(L/V)</b>	347.	381.	399.
1"	15"	78"	<b>BC1MP78N(L/V)</b>	356.	392.	410.	
 Mid Panel, desk ht. knockouts	1"	15"	25"	<b>BC1MP25K(L/V)</b>	245.	269.	282.
	1"	15"	28"	<b>BC1MP28K(L/V)</b>	245.	269.	282.
	1"	15"	42"	<b>BC1MP42K(L/V)</b>	282.	310.	325.
	1"	15"	50"	<b>BC1MP50K(L/V)</b>	296.	325.	340.
	1"	15"	57"	<b>BC1MP57K(L/V)</b>	308.	340.	355.
	1"	15"	64"	<b>BC1MP64K(L/V)</b>	333.	366.	381.
	1"	15"	71"	<b>BC1MP71K(L/V)</b>	347.	382.	399.
	1"	15"	78"	<b>BC1MP78K(L/V)</b>	356.	392.	410.

### Order Code

Example: \_\_\_\_\_  
 \_\_\_\_\_  
 \_\_\_\_\_  
 \_\_\_\_\_  
 \_\_\_\_\_  
 \_\_\_\_\_  
 \_\_\_\_\_

### Specification Information

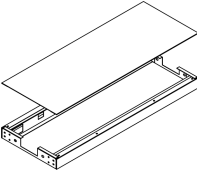
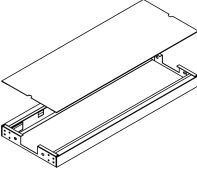
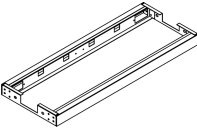
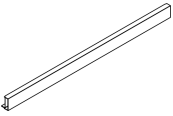
End panel for laminate or veneer top may only be utilized with a laminate or veneer top.  
 Specify L for use with laminate top or V for use with veneer top.

### Application Notes

Mid panels with desk ht. knockouts include four knockouts; one just above worksurface height on both sides and one just below worksurface height on both sides. Knockout covers are available separately to cover unused locations.  
 Antenna height (25") and worksurface height (28") mid panels only include two knockouts below top height. One on either side.

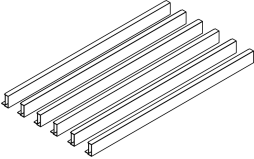
Credenza height end panels (22"h) are not available with knockouts.

*With cover/ with grommet cover/ no cover*

description	w	d	h	pattern no.	P1	P2	P3	V1
Base, with cover 	15"	15"	2 <sup>3</sup> / <sub>8</sub> "	<b>BC2BASE15E(K)</b>	\$174.	\$193.	\$201.	n/a
	18"	15"	2 <sup>3</sup> / <sub>8</sub> "	<b>BC2BASE18E(K)</b>	177.	195.	204.	n/a
	23 1/2"	15"	2 <sup>3</sup> / <sub>8</sub> "	<b>BC2BASE23E(K)</b>	192.	210.	219.	n/a
	24"	15"	2 <sup>3</sup> / <sub>8</sub> "	<b>BC2BASE24E(K)</b>	193.	211.	220.	n/a
	29 1/2"	15"	2 <sup>3</sup> / <sub>8</sub> "	<b>BC2BASE29E(K)</b>	209.	230.	241.	n/a
	30"	15"	2 <sup>3</sup> / <sub>8</sub> "	<b>BC2BASE30E(K)</b>	210.	230.	241.	n/a
	36"	15"	2 <sup>3</sup> / <sub>8</sub> "	<b>BC2BASE36E(K)</b>	241.	265.	277.	n/a
	42"	15"	2 <sup>3</sup> / <sub>8</sub> "	<b>BC2BASE42E(K)</b>	259.	284.	297.	n/a
	48"	15"	2 <sup>3</sup> / <sub>8</sub> "	<b>BC2BASE48E(K)</b>	266.	293.	305.	n/a
Base, with grommet cover, for use with base duplex power block 	15"	15"	2 <sup>3</sup> / <sub>8</sub> "	<b>BC2BASE15EG(K)</b>	184.	203.	211.	n/a
	18"	15"	2 <sup>3</sup> / <sub>8</sub> "	<b>BC2BASE18EG(K)</b>	187.	205.	214.	n/a
	23 1/2"	15"	2 <sup>3</sup> / <sub>8</sub> "	<b>BC2BASE23EG(K)</b>	202.	220.	230.	n/a
	24"	15"	2 <sup>3</sup> / <sub>8</sub> "	<b>BC2BASE24EG(K)</b>	203.	221.	231.	n/a
	29 1/2"	15"	2 <sup>3</sup> / <sub>8</sub> "	<b>BC2BASE29EG(K)</b>	219.	241.	251.	n/a
	30"	15"	2 <sup>3</sup> / <sub>8</sub> "	<b>BC2BASE30EG(K)</b>	220.	241.	251.	n/a
	36"	15"	2 <sup>3</sup> / <sub>8</sub> "	<b>BC2BASE36EG(K)</b>	251.	276.	287.	n/a
	42"	15"	2 <sup>3</sup> / <sub>8</sub> "	<b>BC2BASE42EG(K)</b>	269.	295.	307.	n/a
	48"	15"	2 <sup>3</sup> / <sub>8</sub> "	<b>BC2BASE48EG(K)</b>	277.	303.	315.	n/a
Base, no cover for use under drawer kits where top is not visible 	18"	15"	2 <sup>3</sup> / <sub>8</sub> "	<b>BC2BASE18N(K)</b>	132.	145.	152.	n/a
	23 1/2"	15"	2 <sup>3</sup> / <sub>8</sub> "	<b>BC2BASE23N(K)</b>	139.	153.	160.	n/a
	24"	15"	2 <sup>3</sup> / <sub>8</sub> "	<b>BC2BASE24N(K)</b>	139.	153.	161.	n/a
	29 1/2"	15"	2 <sup>3</sup> / <sub>8</sub> "	<b>BC2BASE29N(K)</b>	147.	162.	169.	n/a
	30"	15"	2 <sup>3</sup> / <sub>8</sub> "	<b>BC2BASE30N(K)</b>	147.	162.	170.	n/a
	36"	15"	2 <sup>3</sup> / <sub>8</sub> "	<b>BC2BASE36N(K)</b>	169.	185.	195.	n/a
	42"	15"	2 <sup>3</sup> / <sub>8</sub> "	<b>BC2BASE42N(K)</b>	174.	193.	201.	n/a
Base kick plate, single 	15"	3/4"	2 <sup>3</sup> / <sub>8</sub> "	<b>BC1KP15</b>	77.	84.	89.	n/a
	18"	3/4"	2 <sup>3</sup> / <sub>8</sub> "	<b>BC1KP18</b>	78.	87.	91.	n/a
	23 1/2"	3/4"	2 <sup>3</sup> / <sub>8</sub> "	<b>BC1KP23</b>	85.	94.	98.	n/a
	24"	3/4"	2 <sup>3</sup> / <sub>8</sub> "	<b>BC1KP24</b>	85.	94.	98.	n/a
	29 1/2"	3/4"	2 <sup>3</sup> / <sub>8</sub> "	<b>BC1KP29</b>	90.	98.	102.	n/a
	30"	3/4"	2 <sup>3</sup> / <sub>8</sub> "	<b>BC1KP30</b>	90.	99.	103.	n/a
	36"	3/4"	2 <sup>3</sup> / <sub>8</sub> "	<b>BC1KP36</b>	94.	103.	109.	n/a
	42"	3/4"	2 <sup>3</sup> / <sub>8</sub> "	<b>BC1KP42</b>	97.	109.	113.	n/a
48"	3/4"	2 <sup>3</sup> / <sub>8</sub> "	<b>BC1KP48</b>	102.	113.	118.	n/a	

Order Code	Specification Information	Application Notes
Example: <hr/> <hr/> <hr/> <hr/> <hr/> <hr/> <hr/> <hr/>	Base is available in painted finish only.  Specify a "K" at the end of a base pattern number and add \$20 to the list price when configuring a Template run in a serpentine or back-to-back layout. A hole will be provided in the back face of the base to allow access to power jumpers.	Base with cover includes removable base top providing easy access to the base interior.  Base with grommet cover allows power cord access when plugging items into a base duplex power block.  Base without cover may be utilized below a drawer kit to save cost as the top is not required and electrical components will not be seen.

*With cover/ with grommet cover/ no cover*

description	w	d	h	pattern no.	P1	P2	P3	V1
Base kick plate, package of 6 	15"	3/4"	2 3/8"	<b>BC1KP156</b>	\$231.	\$254.	\$266.	n/a
	18"	3/4"	2 3/8"	<b>BC1KP186</b>	240.	264.	276.	n/a
	23 1/2"	3/4"	2 3/8"	<b>BC1KP236</b>	281.	309.	324.	n/a
	24"	3/4"	2 3/8"	<b>BC1KP246</b>	284.	312.	328.	n/a
	29 1/2"	3/4"	2 3/8"	<b>BC1KP296</b>	305.	337.	352.	n/a
	30"	3/4"	2 3/8"	<b>BC1KP306</b>	307.	339.	353.	n/a
	36"	3/4"	2 3/8"	<b>BC1KP366</b>	332.	365.	381.	n/a
	42"	3/4"	2 3/8"	<b>BC1KP426</b>	355.	390.	409.	n/a
	48"	3/4"	2 3/8"	<b>BC1KP486</b>	381.	419.	438.	n/a

**Order Code**

Example:  
 \_\_\_\_\_  
 \_\_\_\_\_  
 \_\_\_\_\_  
 \_\_\_\_\_  
 \_\_\_\_\_  
 \_\_\_\_\_

**Specification Information**

Base is available in painted finish only.

Specify a "K" at the end of a base pattern number and add \$20 to the list price when configuring a Template run in a serpentine or back-to-back layout. A hole will be provided in the back face of the base to allow access to power jumpers.

**Application Notes**

Base with cover includes removable base top providing easy access to the base interior.

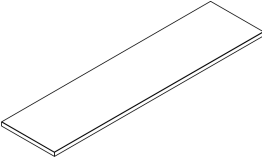
Base with grommet cover allows power cord access when plugging items into a base duplex power block.

Base without cover may be utilized below a drawer kit to save cost as the top is not required and electrical components will not be seen.

23 1/2" w and 29 1/2" w bases are designed to position worksurface height cases perpendicular to standard 24" d and 30" d worksurface ends for support.

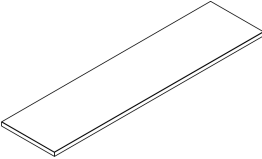
Base kick plate is optional and designed to provide a flush appearance to base when below drawers or doors or adjacent to full height sliding doors.

Tops  
*Full Width*  
*credenza or worksurface height units*

description	w	d	h	pattern no.	L1	L2	V1	V2	V3
Top, full width 	24"	15"	1 1/4"	BC1TOPW1524(L/V)	\$134.	\$170.	\$243.	\$279.	\$377.
	30"	15"	1 1/4"	BC1TOPW1530(L/V)	142.	173.	251.	289.	391.
	36"	15"	1 1/4"	BC1TOPW1536(L/V)	151.	232.	259.	298.	402.
	42"	15"	1 1/4"	BC1TOPW1542(L/V)	160.	240.	266.	306.	414.
	47"	15"	1 1/4"	BC1TOPW1547(L/V)	166.	245.	276.	316.	428.
	48"	15"	1 1/4"	BC1TOPW1548(L/V)	166.	246.	277.	319.	430.
	53"	15"	1 1/4"	BC1TOPW1553(L/V)	277.	305.	295.	340.	458.
	59"	15"	1 1/4"	BC1TOPW1559(L/V)	277.	312.	302.	348.	470.
	65"	15"	1 1/4"	BC1TOPW1565(L/V)	295.	421.	310.	357.	482.
	70"	15"	1 1/4"	BC1TOPW1570(L/V)	296.	424.	316.	366.	492.
	71"	15"	1 1/4"	BC1TOPW1571(L/V)	296.	424.	319.	367.	494.
	76"	15"	1 1/4"	BC1TOPW1576(L/V)	312.	432.	325.	374.	504.
	77"	15"	1 1/4"	BC1TOPW1577(L/V)	312.	432.	327.	375.	506.
	82"	15"	1 1/4"	BC1TOPW1582(L/V)	312.	435.	334.	383.	516.
	83"	15"	1 1/4"	BC1TOPW1583(L/V)	312.	435.	335.	384.	518.
	88"	15"	1 1/4"	BC1TOPW1588(L/V)	334.	438.	341.	391.	527.
	89"	15"	1 1/4"	BC1TOPW1589(L/V)	335.	438.	342.	392.	531.
94"	15"	1 1/4"	BC1TOPW1594(L/V)	341.	443.	349.	401.	542.	
95"	15"	1 1/4"	BC1TOPW1595(L/V)	342.	443.	350.	404.	545.	

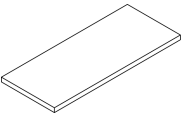
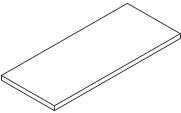
Order Code	Specification Information	Application Notes
Example: _____ _____ _____ _____ _____ _____	L1 finishes include:  114 - Folkstone Grey 117 - Soft Grey 118 - Bright White 119 - Pumice  L2 finishes include all other standard Knoll core laminate finishes.	Tops for credenza or worksurface height units are available in 1 1/4" thick laminate or veneer only.  Full top widths are computed by taking the nominal full width of single or connected units and subtracting 1" for each mid panel utilized.
		<b>Example:</b> 72" w unit comprises of two 36" w sections (one mid panel) would utilize a 71" w top.  72" w unit comprised of three 24" w sections (two mid panels) would utilize a 70" w top.  Due to the large number of unit combinations possible, only the most common sizes are available as standard product.

Tops  
Full Width  
42" h to 78" h units

description	w	d	h	pattern no.	P1	P2	P3	L1	L2	V1	V2	V3	
Top, full width 	24"	15"	1 1/16"	<b>BC1TOP1524(S/L/V)</b>	\$130.	\$142.	\$149.	\$130.	\$165.	\$243.	\$279.	\$377.	
	30"	15"	1 1/16"	<b>BC1TOP1530(S/L/V)</b>	137.	151.	159.	137.	168.	251.	289.	391.	
	36"	15"	1 1/16"	<b>BC1TOP1536(S/L/V)</b>	145.	161.	168.	145.	224.	259.	298.	402.	
	42"	15"	1 1/16"	<b>BC1TOP1542(S/L/V)</b>	155.	170.	177.	155.	232.	266.	306.	414.	
	47"	15"	1 1/16"	<b>BC1TOP1547(S/L/V)</b>	263.	288.	302.	161.	238.	276.	316.	428.	
	48"	15"	1 1/16"	<b>BC1TOP1548(S/L/V)</b>	161.	176.	184.	161.	238.	277.	319.	430.	
	53"	15"	1 1/16"	<b>BC1TOP1553(S/L/V)</b>	267.	294.	306.	267.	294.	295.	340.	458.	
	59"	15"	1 1/16"	<b>BC1TOP1559(S/L/V)</b>	267.	294.	307.	267.	302.	302.	348.	470.	
	65"	15"	1 1/16"	<b>BC1TOP1565(S/L/V)</b>	283.	311.	328.	283.	405.	310.	357.	482.	
	70"	15"	1 1/16"	<b>BC1TOP1570(S/L/V)</b>	284.	312.	328.	284.	409.	316.	366.	492.	
	71"	15"	1 1/16"	<b>BC1TOP1571(S/L/V)</b>	284.	312.	328.	284.	409.	319.	367.	494.	
	72"	15"	1 1/16"	<b>BC1TOP1560P(S/L/V)</b>	267.	294.	307.	267.	302.	302.	348.	470.	
	72"	15"	1 1/16"	<b>BC1TOP1572P(S/L/V)</b>	284.	312.	328.	284.	409.	320.	368.	495.	
	76"	15"	1 1/16"	<b>BC1TOP1576(L/V)</b>					300.	415.	325.	374.	504.
	77"	15"	1 1/16"	<b>BC1TOP1577(S/L/V)</b>	300.	332.	346.	300.	415.	327.	375.	506.	
	82"	15"	1 1/16"	<b>BC1TOP1582(L/V)</b>					300.	418.	334.	383.	516.
	83"	15"	1 1/16"	<b>BC1TOP1583(S/L/V)</b>	300.	332.	346.	300.	418.	335.	384.	518.	
	88"	15"	1 1/16"	<b>BC1TOP1588(L/V)</b>					321.	421.	341.	391.	527.
	89"	15"	1 1/16"	<b>BC1TOP1589(L/V)</b>					322.	421.	342.	392.	531.
	94"	15"	1 1/16"	<b>BC1TOP1594(L/V)</b>					330.	427.	349.	401.	542.
95"	15"	1 1/16"	<b>BC1TOP1595(L/V)</b>					330.	427.	350.	404.	545.	

Order Code	Specification Information	Application Notes
Example: _____ _____ _____ _____ _____ _____	L1 finishes include: 114 - Folkstone Grey 117 - Soft Grey 118 - Bright White 119 - Pumice  L2 finishes include all other standard Knoll core laminate finishes.  Painted steel top include top trim panel to provide a smooth appearance to the underside of the top.	Tops for 42" h to 78" h units are available in 1 1/16" thickness to match standard shelf thickness.  Full top widths are computed by taking the nominal full width of single or connected units and subtracting 1" for each mid panel utilized.  Due to the large number of unit combinations possible, only the most common sizes are available as standard product.  72P top is a 71" w top specifically designed for use with the 72" w pre-configured units. It will not work with any other 72" w combination.  <b>Steel tops include finished top insert panel. Steel top sizes correspond to the following size configurations only:</b> 47" = two 24" sections 53" = one 24" and one 30" section 59" = two 30" sections 65" = one 30" and one 36" section 70" = three 24" sections 71" = one 24" and one 48" section 72" = for 72" w pre-configured only 77" = one 30" and one 48" section 82" = one 24" and two 30" sections 83" = one 36" and one 48" section

Tops  
*End Position / Mid Position*  
*credenza or worksurface height units*

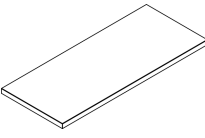
description	w	actual w	d	h	pattern no.	L1	L2	V1	V2	V3
Top, end position 	18"	17 1/2"	15"	1 1/4"	<b>BC1ETOPW1518(L/V)</b>	\$129.	\$135.	\$232.	\$267.	\$362.
	24"	23 1/2"	15"	1 1/4"	<b>BC1ETOPW1524(L/V)</b>	137.	143.	242.	278.	376.
	30"	29 1/2"	15"	1 1/4"	<b>BC1ETOPW1530(L/V)</b>	145.	174.	250.	287.	388.
	36"	35 1/2"	15"	1 1/4"	<b>BC1ETOPW1536(L/V)</b>	155.	236.	258.	296.	400.
	42"	41 1/2"	15"	1 1/4"	<b>BC1ETOPW1542(L/V)</b>	163.	240.	266.	306.	414.
	48"	47 1/2"	15"	1 1/4"	<b>BC1ETOPW1548(L/V)</b>	168.	246.	277.	319.	430.
Top, mid position 	24"	23"	15"	1 1/4"	<b>BC1MTOPW1524(L/V)</b>	137.	143.	242.	278.	376.
	30"	29"	15"	1 1/4"	<b>BC1MTOPW1530(L/V)</b>	145.	174.	249.	286.	387.
	36"	35"	15"	1 1/4"	<b>BC1MTOPW1536(L/V)</b>	155.	235.	258.	296.	400.
	42"	41"	15"	1 1/4"	<b>BC1MTOPW1542(L/V)</b>	163.	240.	265.	305.	413.
	48"	47"	15"	1 1/4"	<b>BC1MTOPW1548(L/V)</b>	168.	245.	276.	316.	428.

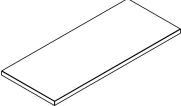
Order Code	Specification Informatin	Application Notes
Example: _____ _____ _____ _____ _____ _____	L1 finishes include: 114 - Folkstone Grey 117 - Soft Grey 118 - Bright White 119 - Pumice  L2 finishes include all other standard Knoll core laminate finishes.	Tops for credenza or worksurface height units are available in 1 1/4" thick laminate or veneer only.  End and mid position tops are designed to cover single Template section widths occurring at either the end or middle of a run.  End position tops are actual width minus 1/2" to butt up against a mid position top or another end position top.

# Tops

## End Position / Mid Position

### 42" h to 78" h units

description	actual		d	h	pattern no.	P1	P2	P3	L1	L2	V1	V2	V3
	w	w											
Top, end position 	15"	14 1/2"	15"	1 1/16"	<b>BC1ETOP1515(S/L/V)</b>	\$122.	\$133.	\$139.	\$122.	\$128.	\$258.	\$296.	\$400.
	18"	17 1/2"	15"	1 1/16"	<b>BC1ETOP1518(S/L/V)</b>	126.	138.	143.	126.	132.	263.	302.	409.
	24"	23 1/2"	15"	1 1/16"	<b>BC1ETOP1524(S/L/V)</b>	133.	145.	153.	133.	139.	274.	315.	426.
	30"	29 1/2"	15"	1 1/16"	<b>BC1ETOP1530(S/L/V)</b>	140.	156.	162.	140.	169.	285.	329.	442.
	36"	35 1/2"	15"	1 1/16"	<b>BC1ETOP1536(S/L/V)</b>	149.	164.	171.	149.	227.	295.	340.	458.
	42"	41 1/2"	15"	1 1/16"	<b>BC1ETOP1542(S/L/V)</b>	157.	172.	180.	157.	231.	305.	351.	474.
	48"	47 1/2"	15"	1 1/16"	<b>BC1ETOP1548(S/L/V)</b>	163.	178.	186.	163.	238.	319.	367.	494.
	60"	59 1/2"	15"	1 1/16"	<b>BC1ETOP1560P(S/L/V)</b>	254.	280.	293.	254.	402.	363.	386.	398.
72"	71 1/2"	15"	1 1/16"	<b>BC1ETOP1572P(S/L/V)</b>	260.	285.	298.	260.	408.	368.	391.	405.	





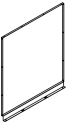
description	actual		d	h	pattern no.	P1	P2	P3	L1	L2	V1	V2	V3
	w	w											
Top, mid position 	15"	14"	15"	1 1/16"	<b>BC1MTOP1515(S/L/V)</b>	122.	133.	139.	122.	128.	258.	296.	400.
	18"	17"	15"	1 1/16"	<b>BC1MTOP1518(S/L/V)</b>	126.	138.	143.	126.	132.	263.	302.	409.
	24"	23"	15"	1 1/16"	<b>BC1MTOP1524(S/L/V)</b>	133.	145.	153.	133.	139.	273.	314.	425.
	30"	29"	15"	1 1/16"	<b>BC1MTOP1530(S/L/V)</b>	140.	156.	162.	140.	168.	284.	328.	441.
	36"	35"	15"	1 1/16"	<b>BC1MTOP1536(S/L/V)</b>	149.	164.	171.	149.	226.	294.	339.	457.
	42"	41"	15"	1 1/16"	<b>BC1MTOP1542(S/L/V)</b>	157.	172.	180.	157.	231.	304.	350.	473.
	48"	47"	15"	1 1/16"	<b>BC1MTOP1548(S/L/V)</b>	163.	178.	186.	163.	238.	316.	366.	492.
	60"	59"	15"	1 1/16"	<b>BC1MTOP1560P(S/L/V)</b>	254.	280.	293.	254.	402.	363.	386.	398.
72"	71"	15"	1 1/16"	<b>BC1MTOP1572P(S/L/V)</b>	260.	285.	298.	260.	408.	368.	391.	405.	

Order Code	Specification Information	Application Notes
Example: _____ _____ _____ _____ _____ _____	L1 finishes include: 114 - Folkstone Grey 117 - Soft Grey 118 - Bright White 119 - Pumice  L2 finishes include all other standard Knoll core laminate finishes.  Painted steel tops include top trim panel to provide a smooth appearance to the underside of the top.	Tops for 42" h to 78" h units are available in 1 1/16" thickness to match standard shelf thickness.  End and mid position tops are designed to cover single Template section widths occurring at either the end or middle of a run.  End position tops are actual width minus 1/2" to butt up against a mid position top or another end position top.
		Mid position tops are actual width minus 1" to butt up against adjacent end/mid position tops.  72P top is a 71" w top specifically designed for use with the 72" w upper shelf kits. It will not work with any other 72" w combination.  60P top is a 59" w top specifically designed for use above 60" w upper shelf kits. It will not work with any other 60" w combination.

# Full Height Back Kit

## 16"h to 50"h painted

Template GSA

description	w	d	h	pattern no.	P1	P2	P3
 16"h full height back kit, painted	18"		16"	<b>BB2FBK1618P</b>	\$129.	\$141.	\$147.
	24"		16"	<b>BB2FBK1624P</b>	133.	147.	155.
	30"		16"	<b>BB2FBK1630P</b>	137.	153.	159.
	36"		16"	<b>BB2FBK1636P</b>	142.	158.	164.
	42"		16"	<b>BB2FBK1642P</b>	146.	162.	169.
	48"		16"	<b>BB2FBK1648P</b>	151.	168.	174.
 22"h full height back kit, painted	18"		22"	<b>BB2FBK2218P</b>	133.	145.	152.
	24"		22"	<b>BB2FBK2224P</b>	137.	151.	159.
	30"		22"	<b>BB2FBK2230P</b>	141.	157.	163.
	36"		22"	<b>BB2FBK2236P</b>	146.	161.	168.
	42"		22"	<b>BB2FBK2242P</b>	151.	166.	173.
	48"		22"	<b>BB2FBK2248P</b>	156.	171.	178.
 25"h Antenna full height back kit, painted	18"		25"	<b>BB2FBK2518P</b>	136.	150.	157.
	24"		25"	<b>BB2FBK2524P</b>	142.	157.	164.
	30"		25"	<b>BB2FBK2530P</b>	149.	164.	171.
	36"		25"	<b>BB2FBK2536P</b>	155.	170.	177.
	42"		25"	<b>BB2FBK2542P</b>	160.	176.	183.
	48"		25"	<b>BB2FBK2548P</b>	166.	182.	192.
 28"h full height back kit, painted	18"		28"	<b>BB2FBK2818P</b>	136.	150.	157.
	23 1/2"		28"	<b>BB2FBK2823P</b>	142.	157.	164.
	24"		28"	<b>BB2FBK2824P</b>	142.	157.	164.
	29 1/2"		28"	<b>BB2FBK2829P</b>	149.	164.	171.
	30"		28"	<b>BB2FBK2830P</b>	149.	164.	171.
	36"		28"	<b>BB2FBK2836P</b>	155.	170.	177.
	42"		28"	<b>BB2FBK2842P</b>	160.	176.	183.
	48"		28"	<b>BB2FBK2848P</b>	166.	182.	192.
 42"h full height back kit, painted	15"		42"	<b>BB2FBK4215P</b>	169.	184.	194.
	18"		42"	<b>BB2FBK4218P</b>	169.	184.	194.
	24"		42"	<b>BB2FBK4224P</b>	182.	201.	210.
	30"		42"	<b>BB2FBK4230P</b>	198.	217.	227.
	36"		42"	<b>BB2FBK4236P</b>	212.	234.	244.
	42"		42"	<b>BB2FBK4242P</b>	227.	249.	261.
	48"		42"	<b>BB2FBK4248P</b>	241.	265.	278.

### Order Code

### Specification Information

### Application Notes

Example: \_\_\_\_\_  
 \_\_\_\_\_  
 \_\_\_\_\_  
 \_\_\_\_\_  
 \_\_\_\_\_  
 \_\_\_\_\_  
 \_\_\_\_\_

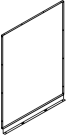
Full backs cover sections from the base to the underside of a top.

15"w full backs are only available on units 57"h to 71"h.

**22"h and 28"h full back kits are also utilized under worksurface shelves when there is either a reversal or pass-through above credenza or worksurface height.**

# Full Height Back Kit

*16" h to 50" h painted*

description	w	d	h	pattern no.	P1	P2	P3
 50" h full height back kit, painted	15"		50"	<b>BB2FBK5015P</b>	\$169.	\$185.	\$195.
	18"		50"	<b>BB2FBK5018P</b>	169.	185.	195.
	24"		50"	<b>BB2FBK5024P</b>	183.	202.	211.
	30"		50"	<b>BB2FBK5030P</b>	199.	217.	228.
	36"		50"	<b>BB2FBK5036P</b>	213.	235.	245.
	42"		50"	<b>BB2FBK5042P</b>	228.	250.	262.
	48"		50"	<b>BB2FBK5048P</b>	242.	266.	279.

**Order Code**

**Specification Information**

**Application Notes**

Example:  
 \_\_\_\_\_  
 \_\_\_\_\_  
 \_\_\_\_\_  
 \_\_\_\_\_  
 \_\_\_\_\_  
 \_\_\_\_\_  
 \_\_\_\_\_

Full backs cover sections from the base to the underside of a top.





15" w full backs are only available on units 57" h to 71" h.

**22" h and 28" h full back kits are also utilized under worksurface shelves when there is either a reversal or pass-through above credenza or worksurface height.**

# Full Height Back Kit

## 57" h to 78" h painted

Template GSA

description	w	d	h	pattern no.	P1	P2	P3
 57" h full height back kit, painted	15"		57"	<b>BB2FBK5715P</b>	\$133.	\$146.	\$153.
	18"		57"	<b>BB2FBK5718P</b>	170.	185.	195.
	24"		57"	<b>BB2FBK5724P</b>	184.	203.	212.
	30"		57"	<b>BB2FBK5730P</b>	200.	218.	229.
	36"		57"	<b>BB2FBK5736P</b>	214.	236.	246.
	42"		57"	<b>BB2FBK5742P</b>	229.	251.	263.
	48"		57"	<b>BB2FBK5748P</b>	244.	268.	280.
 64" h full height back kit, painted	15"		64"	<b>BB2FBK6415P</b>	134.	147.	155.
	18"		64"	<b>BB2FBK6418P</b>	170.	186.	196.
	24"		64"	<b>BB2FBK6424P</b>	180.	199.	208.
	30"		64"	<b>BB2FBK6430P</b>	196.	214.	225.
	36"		64"	<b>BB2FBK6436P</b>	210.	231.	242.
	42"		64"	<b>BB2FBK6442P</b>	225.	248.	259.
	48"		64"	<b>BB2FBK6448P</b>	241.	264.	277.
 71" h full height back kit, painted	15"		71"	<b>BB2FBK7115P</b>	256.	282.	295.
	18"		71"	<b>BB2FBK7118P</b>	278.	305.	320.
	24"		71"	<b>BB2FBK7124P</b>	296.	327.	341.
	30"		71"	<b>BB2FBK7130P</b>	313.	346.	362.
	36"		71"	<b>BB2FBK7136P</b>	333.	366.	382.
	42"		71"	<b>BB2FBK7142P</b>	350.	385.	402.
	48"		71"	<b>BB2FBK7148P</b>	369.	406.	423.
 78" h full height back kit, painted	18"		78"	<b>BB2FBK7818P</b>	282.	310.	325.
	24"		78"	<b>BB2FBK7824P</b>	302.	334.	348.
	30"		78"	<b>BB2FBK7830P</b>	323.	354.	371.
	36"		78"	<b>BB2FBK7836P</b>	342.	377.	393.
	42"		78"	<b>BB2FBK7842P</b>	363.	398.	417.
	48"		78"	<b>BB2FBK7848P</b>	382.	420.	439.

### Order Code

### Specification Information

### Application Notes

Example:  
 \_\_\_\_\_  
 \_\_\_\_\_  
 \_\_\_\_\_  
 \_\_\_\_\_  
 \_\_\_\_\_  
 \_\_\_\_\_  
 \_\_\_\_\_

Full backs cover sections from the base to the underside of a top.

**22" h and 28" h full back kits are also utilized under worksurface shelves when there is either a reversal or pass-through above credenza or worksurface height.**





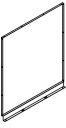
15" w full backs are only available on units 57" h to 71" h.

71" h and 78" h backs are segmented due to their size. Pattern number includes two back sections; one bottom position back approximately 15" h to line up with the top of a bottom file drawer and one top position back to cover the remaining height.

# Full Height Back Kit

## 16" h to 50" h fabric

Template GSA

description	w	d	h	pattern no.	10	15	20	25	30	35	40	45
 16" h full height back kit, fabric	18"	1/2"	16"	<b>BB2FBK1618F</b>	\$220.	\$227.	\$239.	\$243.	\$250.	\$254.	\$259.	\$265.
	24"	1/2"	16"	<b>BB2FBK1624F</b>	232.	239.	250.	255.	263.	267.	271.	279.
	30"	1/2"	16"	<b>BB2FBK1630F</b>	239.	246.	258.	263.	269.	274.	280.	286.
	36"	1/2"	16"	<b>BB2FBK1636F</b>	262.	269.	283.	288.	296.	301.	306.	314.
	42"	1/2"	16"	<b>BB2FBK1642F</b>	268.	276.	289.	295.	303.	308.	313.	323.
	48"	1/2"	16"	<b>BB2FBK1648F</b>	277.	285.	299.	305.	313.	320.	325.	334.
 22" h full height back kit, fabric	18"	1/2"	22"	<b>BB2FBK2218F</b>	225.	231.	243.	247.	254.	259.	263.	269.
	24"	1/2"	22"	<b>BB2FBK2224F</b>	237.	243.	254.	260.	267.	271.	276.	283.
	30"	1/2"	22"	<b>BB2FBK2230F</b>	243.	250.	262.	267.	273.	279.	284.	290.
	36"	1/2"	22"	<b>BB2FBK2236F</b>	266.	273.	287.	293.	300.	305.	310.	320.
	42"	1/2"	22"	<b>BB2FBK2242F</b>	272.	280.	294.	299.	307.	312.	319.	328.
	48"	1/2"	22"	<b>BB2FBK2248F</b>	281.	289.	303.	309.	319.	324.	330.	338.
 25" h Antenna full height back kit, fabric	18"	1/2"	25"	<b>BB2FBK2518F</b>	234.	240.	251.	255.	263.	267.	272.	279.
	24"	1/2"	25"	<b>BB2FBK2524F</b>	249.	256.	268.	273.	281.	286.	291.	299.
	30"	1/2"	25"	<b>BB2FBK2530F</b>	258.	265.	278.	283.	290.	296.	301.	308.
	36"	1/2"	25"	<b>BB2FBK2536F</b>	285.	294.	307.	313.	323.	329.	335.	343.
	42"	1/2"	25"	<b>BB2FBK2542F</b>	295.	303.	319.	325.	334.	340.	345.	354.
	48"	1/2"	25"	<b>BB2FBK2548F</b>	305.	314.	331.	337.	346.	351.	357.	368.
 28" h full height back kit, fabric	18"	1/2"	28"	<b>BB2FBK2818F</b>	234.	240.	251.	255.	263.	267.	272.	279.
	23 1/2"	1/2"	28"	<b>BB2FBK2823F</b>	249.	256.	268.	273.	281.	286.	291.	299.
	24"	1/2"	28"	<b>BB2FBK2824F</b>	249.	256.	268.	273.	281.	286.	291.	299.
	29 1/2"	1/2"	28"	<b>BB2FBK2829F</b>	258.	265.	278.	283.	290.	296.	301.	308.
	30"	1/2"	28"	<b>BB2FBK2830F</b>	258.	265.	278.	283.	290.	296.	301.	308.
	36"	1/2"	28"	<b>BB2FBK2836F</b>	285.	294.	307.	313.	323.	329.	335.	343.
	42"	1/2"	28"	<b>BB2FBK2842F</b>	295.	303.	319.	325.	334.	340.	345.	354.
	48"	1/2"	28"	<b>BB2FBK2848F</b>	305.	314.	331.	337.	346.	351.	357.	368.
 42" h full height back kit, fabric	15"	1/2"	42"	<b>BB2FBK4215F</b>	273.	282.	296.	301.	309.	314.	321.	330.
	18"	1/2"	42"	<b>BB2FBK4218F</b>	273.	282.	296.	301.	309.	314.	321.	330.
	24"	1/2"	42"	<b>BB2FBK4224F</b>	303.	312.	329.	335.	343.	349.	355.	365.
	30"	1/2"	42"	<b>BB2FBK4230F</b>	324.	334.	349.	355.	367.	373.	379.	388.
	36"	1/2"	42"	<b>BB2FBK4236F</b>	372.	382.	401.	409.	419.	426.	434.	446.
	42"	1/2"	42"	<b>BB2FBK4242F</b>	389.	401.	421.	428.	440.	449.	456.	468.
	48"	1/2"	42"	<b>BB2FBK4248F</b>	411.	422.	443.	451.	464.	472.	479.	492.

### Order Code

Example: \_\_\_\_\_  
 \_\_\_\_\_  
 \_\_\_\_\_  
 \_\_\_\_\_  
 \_\_\_\_\_  
 \_\_\_\_\_  
 \_\_\_\_\_

### Specification Information

Specify a paint color for the metal portion of the back which is visible from the inside of the unit and a fabric for the fabric insert on the back side.

### Application Notes

Full backs cover sections from the base to the underside of a top.

**22" h and 28" h full back kits are also utilized under worksurface shelves when there is either a reversal or pass-through above credenza or worksurface height.**

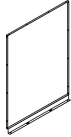
15" w full backs are only available on units 57" h to 71" h.

Fabric backs consist of two pieces; an inset metal back that is visible from the inside of the unit and a 1/2" thick fabric insert that mounts to the back side of the metal back.

# Full Height Back Kit

## 16" h to 50" h fabric

Template GSA

description	w	d	h	pattern no.	10	15	20	25	30	35	40	45
 50" h full height back kit, fabric	15"	1/2"	50"	<b>BB2FBK5015F</b>	\$282.	\$290.	\$304.	\$309.	\$319.	\$324.	\$331.	\$339.
	18"	1/2"	50"	<b>BB2FBK5018F</b>	282.	290.	304.	309.	319.	324.	331.	339.
	24"	1/2"	50"	<b>BB2FBK5024F</b>	312.	323.	339.	345.	354.	359.	367.	376.
	30"	1/2"	50"	<b>BB2FBK5030F</b>	334.	344.	359.	368.	377.	383.	390.	400.
	36"	1/2"	50"	<b>BB2FBK5036F</b>	388.	400.	420.	427.	439.	447.	455.	467.
	42"	1/2"	50"	<b>BB2FBK5042F</b>	410.	421.	442.	450.	462.	471.	478.	491.
	48"	1/2"	50"	<b>BB2FBK5048F</b>	430.	442.	464.	473.	485.	494.	503.	515.

### Order Code

Example: \_\_\_\_\_  
 \_\_\_\_\_  
 \_\_\_\_\_  
 \_\_\_\_\_  
 \_\_\_\_\_  
 \_\_\_\_\_  
 \_\_\_\_\_

### Specification Information

Specify a paint color for the metal portion of the back which is visible from the inside of the unit and a fabric for the fabric insert on the back side.

### Application Notes

Full backs cover sections from the base to the underside of a top.

**22" h and 28" h full back kits are also utilized under worksurface shelves when there is either a reversal or pass-through above credenza or worksurface height.**





15" w full backs are only available on units 57" h to 71" h.

Fabric backs consist of two pieces; an inset metal back that is visible from the inside of the unit and a 1/2" thick fabric insert that mounts to the back side of the metal back.

# Full Height Back Kit

## 57" h to 78" h fabric

Template GSA

description	w	d	h	pattern no.	10	15	20	25	30	35	40	45
 57" h full height back kit, fabric	15"	1/2"	57"	<b>BB2FBK5715F</b>	\$243.	\$249.	\$262.	\$266.	\$273.	\$279.	\$283.	\$290.
	18"	1/2"	57"	<b>BB2FBK5718F</b>	287.	296.	310.	315.	325.	332.	337.	345.
	24"	1/2"	57"	<b>BB2FBK5724F</b>	323.	333.	349.	355.	366.	372.	378.	387.
	30"	1/2"	57"	<b>BB2FBK5730F</b>	346.	355.	374.	380.	390.	398.	405.	415.
	36"	1/2"	57"	<b>BB2FBK5736F</b>	406.	418.	438.	446.	458.	466.	474.	486.
	42"	1/2"	57"	<b>BB2FBK5742F</b>	428.	441.	462.	471.	483.	492.	501.	513.
	48"	1/2"	57"	<b>BB2FBK5748F</b>	449.	462.	484.	494.	508.	516.	524.	540.
 64" h full height back kit, fabric	15"	1/2"	64"	<b>BB2FBK6415F</b>	248.	255.	267.	272.	280.	285.	289.	297.
	18"	1/2"	64"	<b>BB2FBK6418F</b>	296.	304.	320.	327.	335.	340.	346.	354.
	24"	1/2"	64"	<b>BB2FBK6424F</b>	329.	339.	354.	362.	372.	378.	384.	393.
	30"	1/2"	64"	<b>BB2FBK6430F</b>	351.	363.	379.	386.	397.	404.	411.	421.
	36"	1/2"	64"	<b>BB2FBK6436F</b>	418.	431.	452.	459.	472.	480.	489.	502.
	42"	1/2"	64"	<b>BB2FBK6442F</b>	440.	454.	476.	484.	497.	507.	515.	527.
	48"	1/2"	64"	<b>BB2FBK6448F</b>	466.	480.	504.	512.	526.	537.	546.	559.
 71" h full height back kit, fabric	15"	1/2"	71"	<b>BB2FBK7115F</b>	371.	382.	400.	408.	419.	426.	434.	444.
	18"	1/2"	71"	<b>BB2FBK7118F</b>	406.	417.	437.	446.	457.	466.	474.	485.
	24"	1/2"	71"	<b>BB2FBK7124F</b>	449.	461.	484.	493.	507.	515.	524.	539.
	30"	1/2"	71"	<b>BB2FBK7130F</b>	476.	490.	514.	523.	539.	548.	557.	572.
	36"	1/2"	71"	<b>BB2FBK7136F</b>	552.	569.	596.	607.	624.	634.	645.	662.
	42"	1/2"	71"	<b>BB2FBK7142F</b>	580.	596.	626.	638.	654.	666.	678.	694.
	48"	1/2"	71"	<b>BB2FBK7148F</b>	608.	626.	656.	668.	686.	698.	711.	729.
 78" h full height back kit, fabric	18"	1/2"	78"	<b>BB2FBK7818F</b>	415.	427.	449.	457.	469.	477.	485.	499.
	24"	1/2"	78"	<b>BB2FBK7824F</b>	465.	478.	502.	510.	524.	535.	544.	557.
	30"	1/2"	78"	<b>BB2FBK7830F</b>	493.	508.	534.	543.	557.	568.	578.	592.
	36"	1/2"	78"	<b>BB2FBK7836F</b>	578.	595.	624.	636.	652.	664.	678.	692.
	42"	1/2"	78"	<b>BB2FBK7842F</b>	607.	625.	655.	667.	685.	697.	710.	727.
	48"	1/2"	78"	<b>BB2FBK7848F</b>	639.	658.	690.	703.	722.	734.	749.	767.

### Order Code

Example:  
 \_\_\_\_\_  
 \_\_\_\_\_  
 \_\_\_\_\_  
 \_\_\_\_\_  
 \_\_\_\_\_  
 \_\_\_\_\_  
 \_\_\_\_\_

### Specification Information

Specify a paint color for the metal portion of the back which is visible from the inside of the unit and a fabric for the fabric insert on the back side.

### Application Notes

Full backs cover sections from the base to the underside of a top.

**22" h and 28" h full back kits are also utilized under worksurface shelves when there is either a reversal or pass-through above credenza or worksurface height.**

15" w full backs are only available on units 57" h to 71" h.

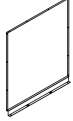
Fabric backs consist of two pieces; an inset metal back that is visible from the inside of the unit and a 1/2" thick fabric insert that mounts to the back side of the metal back.

71" h and 78" h backs are segmented due to their size. Pattern number includes two back sections; one bottom position back approximately 15" h to line up with the top of a bottom file drawer and one top position back to cover the remaining height.

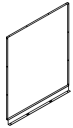
# Lower Back Kit

42" h, 44" h and 49" h painted

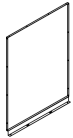
description	w	d	h	pattern no.	P1	P2	P3
42" h lower back kit, painted For use on 57" h unit with 15" h top pass-through or reversed storage	18"		42"	<b>BB2LBK4218P</b>	\$179.	\$198.	\$207.
	24"		42"	<b>BB2LBK4224P</b>	196.	214.	224.
	30"		42"	<b>BB2LBK4230P</b>	210.	231.	242.
	36"		42"	<b>BB2LBK4236P</b>	226.	248.	260.
	42"		42"	<b>BB2LBK4242P</b>	241.	265.	277.
	48"		42"	<b>BB2LBK4248P</b>	255.	281.	294.



44" h lower back kit, painted For use on 64" h unit with 20" h top pass-through or reversed storage	18"		44"	<b>BB2LBK4418P</b>	179.	198.	207.
	24"		44"	<b>BB2LBK4424P</b>	196.	214.	224.
	30"		44"	<b>BB2LBK4430P</b>	210.	231.	242.
	36"		44"	<b>BB2LBK4436P</b>	226.	248.	260.
	42"		44"	<b>BB2LBK4442P</b>	241.	265.	277.
	48"		44"	<b>BB2LBK4448P</b>	256.	282.	295.



49" h lower back kit, painted For use on 64" h unit with 15" h top pass-through or reversed storage	18"		49"	<b>BB2LBK4918P</b>	180.	199.	207.
	24"		49"	<b>BB2LBK4924P</b>	196.	215.	225.
	30"		49"	<b>BB2LBK4930P</b>	211.	232.	243.
	36"		49"	<b>BB2LBK4936P</b>	227.	249.	261.
	42"		49"	<b>BB2LBK4942P</b>	242.	266.	278.
	48"		49"	<b>BB2LBK4948P</b>	256.	283.	296.



## Order Code

## Specification Information

## Application Notes

Example:  
\_\_\_\_\_  
\_\_\_\_\_  
\_\_\_\_\_  
\_\_\_\_\_  
\_\_\_\_\_  
\_\_\_\_\_

Lower back covers a section from the base to a shelf height positioned to match either a 15" h or 20" h standard top position storage opening or pass-through.

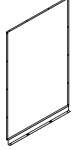
Lower back includes a spacer bar that fills the step created where the back meets a standard shelf.

**Lower backs are not offered in 22" or 28" heights as a full back is always utilized at those heights. The flush nature of the worksurface shelf utilized at those heights negates the need for a lower back with spacer.**

# Lower Back Kit

*51" h, 56" h and 58" h painted*

description	w	d	h	pattern no.	P1	P2	P3
51" h lower back kit, painted For use on 71" h unit with 20" h top pass-through or reversed storage	18"		51"	<b>BB2LBK5118P</b>	\$178.	\$197.	\$205.
	24"		51"	<b>BB2LBK5124P</b>	194.	212.	221.
	30"		51"	<b>BB2LBK5130P</b>	207.	228.	238.
	36"		51"	<b>BB2LBK5136P</b>	221.	244.	255.
	42"		51"	<b>BB2LBK5142P</b>	237.	260.	271.
	48"		51"	<b>BB2LBK5148P</b>	250.	276.	288.



56" h lower back kit, painted For use on 71" h unit with 15" h top pass-through or reversed storage	18"		56"	<b>BB2LBK5618P</b>	180.	199.	208.
	24"		56"	<b>BB2LBK5624P</b>	197.	215.	226.
	30"		56"	<b>BB2LBK5630P</b>	212.	234.	244.
	36"		56"	<b>BB2LBK5636P</b>	227.	250.	262.
	42"		56"	<b>BB2LBK5642P</b>	243.	267.	280.
	48"		56"	<b>BB2LBK5648P</b>	259.	284.	297.



58" h lower back kit, painted For use on 78" h unit with 20" h top pass-through or reversed storage	18"		58"	<b>BB2LBK5818P</b>	180.	199.	208.
	24"		58"	<b>BB2LBK5824P</b>	197.	216.	226.
	30"		58"	<b>BB2LBK5830P</b>	212.	234.	244.
	36"		58"	<b>BB2LBK5836P</b>	228.	250.	262.
	42"		58"	<b>BB2LBK5842P</b>	243.	267.	280.
	48"		58"	<b>BB2LBK5848P</b>	259.	284.	297.



## Order Code

## Specification Information

## Application Notes

Example:  
\_\_\_\_\_  
\_\_\_\_\_  
\_\_\_\_\_  
\_\_\_\_\_  
\_\_\_\_\_  
\_\_\_\_\_  
\_\_\_\_\_

Lower back covers a section from the base to a shelf height positioned to match either a 15" h or 20" h standard top position storage opening or pass-through.

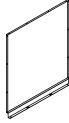
Lower back includes a spacer bar that fills the step created where the back meets a standard shelf.

**Lower backs are not offered in 22" or 28" heights as a full back is always utilized at those heights. The flush nature of the worksurface shelf utilized at those heights negates the need for a lower back with spacer.**

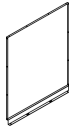
# Lower Back Kit

## 42" h, 44" h and 49" h fabric

description	w	d	h	pattern no.	10	15	20	25	30	35	40	45
42" h lower back kit, fabric	18"		42"	<b>BB2LBK4218F</b>	\$285.	\$294.	\$308.	\$313.	\$323.	\$329.	\$335.	\$343.
For use on 57" h unit with 15" h top pass-through or reversed storage	24"		42"	<b>BB2LBK4224F</b>	314.	325.	341.	347.	355.	363.	369.	378.
	30"		42"	<b>BB2LBK4230F</b>	336.	346.	364.	370.	380.	386.	392.	404.
	36"		42"	<b>BB2LBK4236F</b>	384.	396.	415.	423.	434.	442.	450.	461.
	42"		42"	<b>BB2LBK4242F</b>	404.	416.	436.	443.	456.	464.	472.	483.
	48"		42"	<b>BB2LBK4248F</b>	424.	437.	458.	467.	479.	488.	496.	509.



44" h lower back kit, fabric	18"		44"	<b>BB2LBK4418F</b>	288.	297.	310.	316.	327.	332.	338.	346.
For use on 64" h unit with 20" h top pass-through or reversed storage	24"		44"	<b>BB2LBK4424F</b>	319.	329.	344.	350.	359.	367.	373.	382.
	30"		44"	<b>BB2LBK4430F</b>	340.	349.	367.	374.	383.	390.	397.	408.
	36"		44"	<b>BB2LBK4436F</b>	389.	401.	421.	428.	440.	448.	456.	468.
	42"		44"	<b>BB2LBK4442F</b>	409.	421.	441.	450.	462.	470.	478.	491.
	48"		44"	<b>BB2LBK4448F</b>	430.	442.	465.	473.	485.	494.	503.	515.



49" h lower back kit, fabric	18"		49"	<b>BB2LBK4918F</b>	293.	301.	315.	323.	332.	338.	343.	351.
For use on 64" h unit with 15" h top pass-through or reversed storage	24"		49"	<b>BB2LBK4924F</b>	325.	335.	350.	357.	368.	374.	380.	389.
	30"		49"	<b>BB2LBK4930F</b>	346.	355.	374.	380.	390.	397.	405.	415.
	36"		49"	<b>BB2LBK4936F</b>	401.	414.	434.	441.	454.	461.	470.	481.
	42"		49"	<b>BB2LBK4942F</b>	422.	435.	456.	465.	477.	485.	494.	507.
	48"		49"	<b>BB2LBK4948F</b>	443.	457.	479.	488.	502.	510.	519.	534.



### Order Code

Example: \_\_\_\_\_  
 \_\_\_\_\_  
 \_\_\_\_\_  
 \_\_\_\_\_  
 \_\_\_\_\_  
 \_\_\_\_\_  
 \_\_\_\_\_

### Specification Information

Specify a paint color for the metal portion of the back which is visible from the inside of the unit and a fabric for the fabric insert on the back side.

### Application Notes

Lower back covers a section from the base to a shelf height positioned to match either a 15" h or 20" h standard top position storage opening or pass-through.

Lower back includes a spacer bar that fills the step created where the back meets a standard shelf.


**Lower backs are not offered in 22" or 28" heights as a full back is always utilized at those heights. The flush nature of the worksurface shelf utilized at those heights negates the need for a lower back with spacer.**

The 1 1/16" h spacer bar is available painted only and will be visible on top of a fabric lower back as it is designed to be an extension of the steel shelf behind it.


# Lower Back Kit

## 51" h, 56" h and 58" h fabric


description	w	d	h	pattern no.	10	15	20	25	30	35	40	45
51" h lower back kit, fabric For use on 71" h unit with 20" h top pass-through or reversed storage	18"		51"	<b>BB2LBK5118F</b>	\$291.	\$301.	\$314.	\$322.	\$331.	\$337.	\$342.	\$350.
	24"		51"	<b>BB2LBK5124F</b>	327.	336.	351.	358.	369.	375.	381.	390.
	30"		51"	<b>BB2LBK5130F</b>	346.	355.	374.	380.	390.	397.	405.	415.
	36"		51"	<b>BB2LBK5136F</b>	402.	414.	434.	442.	454.	462.	470.	482.
	42"		51"	<b>BB2LBK5142F</b>	422.	435.	456.	465.	477.	485.	494.	506.
	48"		51"	<b>BB2LBK5148F</b>	444.	458.	480.	489.	503.	511.	519.	535.



56" h lower back kit, fabric For use on 71" h unit with 15" h top pass-through or reversed storage	18"		56"	<b>BB2LBK5618F</b>	299.	307.	323.	330.	338.	344.	350.	358.
	24"		56"	<b>BB2LBK5624F</b>	335.	345.	362.	369.	378.	384.	391.	401.
	30"		56"	<b>BB2LBK5630F</b>	357.	369.	386.	393.	405.	412.	418.	428.
	36"		56"	<b>BB2LBK5636F</b>	419.	431.	452.	460.	473.	481.	490.	502.
	42"		56"	<b>BB2LBK5642F</b>	441.	455.	477.	485.	499.	508.	516.	528.
	48"		56"	<b>BB2LBK5648F</b>	464.	477.	501.	510.	523.	535.	543.	556.



58" h lower back kit, fabric For use on 78" h unit with 20" h top pass-through or reversed storage	18"		58"	<b>BB2LBK5818F</b>	299.	307.	324.	330.	339.	344.	350.	358.
	24"		58"	<b>BB2LBK5824F</b>	336.	345.	363.	369.	379.	385.	392.	402.
	30"		58"	<b>BB2LBK5830F</b>	358.	370.	387.	394.	406.	413.	419.	431.
	36"		58"	<b>BB2LBK5836F</b>	420.	433.	454.	462.	474.	482.	491.	504.
	42"		58"	<b>BB2LBK5842F</b>	442.	456.	478.	486.	500.	509.	517.	533.
	48"		58"	<b>BB2LBK5848F</b>	466.	479.	503.	512.	525.	537.	546.	559.



Order Code	Specification Information	Application Notes
Example: _____ _____ _____ _____ _____ _____	Specify a paint color for the metal portion of the back which is visible from the inside of the unit and a fabric for the fabric insert on the back side.	<p>Lower back covers a section from the base to a shelf height positioned to match either a 15" h or 20" h standard top position storage opening or pass-through.</p> <p>Lower back includes a spacer bar that fills the step created where the back meets a standard shelf.</p> <p><b>Lower backs are not offered in 22" or 28" heights as a full back is always utilized at those heights. The flush nature of the worksurface shelf utilized at those heights negates the need for a lower back with spacer.</b></p> <p>The 1 1/16" h spacer bar is available painted only and will be visible on top of a fabric lower back as it is designed to be an extension of the steel shelf behind it.</p>

# Upper Back Kit

14"h, 15"h, 20"h and 22"h painted

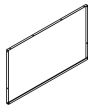
description	w	d	h	pattern no.	P1	P2	P3
14"h upper back kit, painted For use on 42"h unit with reversal at worksurface height (not compatible with 15"h door components)	18"		14"	<b>BB1UBK1418P</b>	\$132.	\$144.	\$151.
	24"		14"	<b>BB1UBK1424P</b>	135.	147.	156.
	30"		14"	<b>BB1UBK1430P</b>	138.	152.	159.
	36"		14"	<b>BB1UBK1436P</b>	141.	156.	162.
	42"		14"	<b>BB1UBK1442P</b>	144.	159.	166.
	48"		14"	<b>BB1UBK1448P</b>	147.	162.	169.



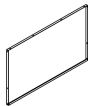
15"h upper back kit, painted For use on 57"h and taller units with pass through or reversed shelf storage below (compatible with all 15"h door kits)	18"		15"	<b>BB1UBK1518P</b>	139.	153.	161.
	24"		15"	<b>BB1UBK1524P</b>	145.	160.	167.
	30"		15"	<b>BB1UBK1530P</b>	151.	166.	173.
	36"		15"	<b>BB1UBK1536P</b>	158.	172.	180.
	42"		15"	<b>BB1UBK1542P</b>	163.	179.	186.
	48"		15"	<b>BB1UBK1548P</b>	169.	185.	195.
	60"		15"	<b>BB1UBK1560P</b>	179.	197.	205.
	72"		15"	<b>BB1UBK1572P</b>	184.	202.	210.



20"h upper back kit, painted For use on 57"h and taller units with pass through or reversed shelf storage below (compatible with all 20"h door kits)	18"		20"	<b>BB1UBK2018P</b>	139.	153.	161.
	24"		20"	<b>BB1UBK2024P</b>	145.	161.	167.
	30"		20"	<b>BB1UBK2030P</b>	152.	167.	174.
	36"		20"	<b>BB1UBK2036P</b>	158.	173.	181.
	42"		20"	<b>BB1UBK2042P</b>	164.	179.	187.
	48"		20"	<b>BB1UBK2048P</b>	170.	186.	196.
	60"		20"	<b>BB1UBK2060P</b>	192.	208.	216.
	72"		20"	<b>BB1UBK2072P</b>	197.	213.	221.



22"h upper back kit, painted For use on 50" unit reversal at worksurface height	18"		22"	<b>BB1UBK2218P</b>	139.	153.	161.
	24"		22"	<b>BB1UBK2224P</b>	145.	161.	168.
	30"		22"	<b>BB1UBK2230P</b>	152.	167.	174.
	36"		22"	<b>BB1UBK2236P</b>	158.	173.	181.
	42"		22"	<b>BB1UBK2242P</b>	164.	179.	187.
	48"		22"	<b>BB1UBK2248P</b>	170.	186.	196.

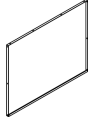


Order Code	Specification Information	Application Notes
Example: _____ _____ _____ _____ _____ _____		Upper back covers a section from the top to the underside of a shelf or worksurface shelf.  15"h and 20"h upper backs are designed to work with corresponding storage doors. All other heights are designed to create units with reversal at worksurface or credenza height as noted.
		60"w and 72"w upper back kits are required with all 60"w and 72"w upper shelf kits.

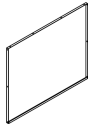
# Upper Back Kit

28"h, 29"h, 35"h and 36"h painted

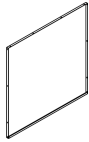
description	w	d	h	pattern no.	P1	P2	P3
28"h upper back kit, painted	18"		28"	<b>BB1UBK2818P</b>	\$152.	\$168.	\$175.
For use on 50"h unit with reversal at credenza height	24"		28"	<b>BB1UBK2824P</b>	164.	179.	187.
	30"		28"	<b>BB1UBK2830P</b>	174.	192.	200.
	36"		28"	<b>BB1UBK2836P</b>	184.	204.	212.
	42"		28"	<b>BB1UBK2842P</b>	196.	215.	225.
	48"		28"	<b>BB1UBK2848P</b>	207.	227.	238.



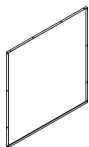
29"h upper back kit, painted	18"		29"	<b>BB1UBK2918P</b>	152.	168.	175.
For use on 57"h unit with reversal at worksurface height	24"		29"	<b>BB1UBK2924P</b>	164.	179.	187.
	30"		29"	<b>BB1UBK2930P</b>	174.	192.	200.
	36"		29"	<b>BB1UBK2936P</b>	184.	204.	212.
	42"		29"	<b>BB1UBK2942P</b>	196.	215.	225.
	48"		29"	<b>BB1UBK2948P</b>	207.	227.	238.



35"h upper back kit, painted	18"		35"	<b>BB1UBK3518P</b>	153.	168.	175.
For use on 57"h unit with reversal at credenza height	24"		35"	<b>BB1UBK3524P</b>	164.	180.	187.
	30"		35"	<b>BB1UBK3530P</b>	175.	193.	201.
	36"		35"	<b>BB1UBK3536P</b>	185.	205.	213.
	42"		35"	<b>BB1UBK3542P</b>	197.	216.	226.
	48"		35"	<b>BB1UBK3548P</b>	208.	229.	239.



36"h upper back kit, painted	18"		36"	<b>BB1UBK3618P</b>	153.	168.	175.
For use on 64"h unit with reversal at worksurface height	24"		36"	<b>BB1UBK3624P</b>	164.	180.	187.
	30"		36"	<b>BB1UBK3630P</b>	175.	193.	201.
	36"		36"	<b>BB1UBK3636P</b>	185.	205.	213.
	42"		36"	<b>BB1UBK3642P</b>	197.	216.	226.
	48"		36"	<b>BB1UBK3648P</b>	208.	229.	239.



## Order Code

## Specification Information

## Application Notes

Example:  
 \_\_\_\_\_  
 \_\_\_\_\_  
 \_\_\_\_\_  
 \_\_\_\_\_  
 \_\_\_\_\_  
 \_\_\_\_\_  
 \_\_\_\_\_

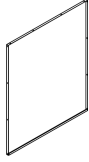
Upper back covers a section from the top to the underside of a shelf or worksurface shelf.

15"h and 20"h upper backs are designed to work with corresponding storage doors. All other heights are designed to create units with reversal at worksurface or credenza height as noted.

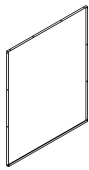
# Upper Back Kit

*42" h, 43" h and 49" h painted*

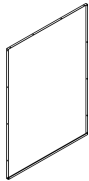
description	w	d	h	pattern no.	P1	P2	P3
42" h upper back kit, painted	18"		42"	<b>BB1UBK4218P</b>	\$153.	\$169.	\$176.
For use on 64" h unit with reversal at credenza height	24"		42"	<b>BB1UBK4224P</b>	165.	180.	188.
	30"		42"	<b>BB1UBK4230P</b>	175.	194.	202.
	36"		42"	<b>BB1UBK4236P</b>	186.	206.	214.
	42"		42"	<b>BB1UBK4242P</b>	199.	217.	227.
	48"		42"	<b>BB1UBK4248P</b>	209.	230.	241.



43" h upper back kit, painted	18"		43"	<b>BB1UBK4318P</b>	153.	169.	176.
For use on 71" h unit with reversal at worksurface height	24"		43"	<b>BB1UBK4324P</b>	165.	180.	188.
	30"		43"	<b>BB1UBK4330P</b>	175.	194.	202.
	36"		43"	<b>BB1UBK4336P</b>	186.	206.	214.
	42"		43"	<b>BB1UBK4342P</b>	199.	217.	227.
	48"		43"	<b>BB1UBK4348P</b>	209.	230.	241.



49" h upper back kit, painted	18"		49"	<b>BB1UBK4918P</b>	153.	169.	176.
For use on 71" h unit with reversal at credenza height	24"		49"	<b>BB1UBK4924P</b>	165.	180.	188.
	30"		49"	<b>BB1UBK4930P</b>	175.	194.	202.
	36"		49"	<b>BB1UBK4936P</b>	186.	206.	214.
	42"		49"	<b>BB1UBK4942P</b>	199.	217.	227.
	48"		49"	<b>BB1UBK4948P</b>	209.	230.	241.



## Order Code

## Specification Information

## Application Notes

Example:

---



---



---



---



---



---



---



---

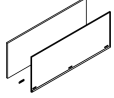
Upper back covers a section from the top to the underside of a shelf or worksurface shelf.

15" h and 20" h upper backs are designed to work with corresponding storage doors. All other heights are designed to create units with reversal at worksurface or credenza height as noted.

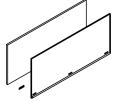
# Upper Back Kit

## 14" h and 15" h fabric

description	w	d	h	pattern no.	10	15	20	25	30	35	40	45
14" h upper back kit, fabric For use on 42" h unit with reversal at worksurface height (not compatible with 15" h door components)	18"	14"		<b>BB1UBK1418F</b>	\$219.	\$226.	\$237.	\$241.	\$247.	\$252.	\$256.	\$263.
	24"	14"		<b>BB1UBK1424F</b>	226.	232.	244.	248.	254.	260.	264.	270.
	30"	14"		<b>BB1UBK1430F</b>	230.	238.	249.	253.	261.	265.	269.	277.
	36"	14"		<b>BB1UBK1436F</b>	246.	253.	266.	271.	279.	283.	288.	296.
	42"	14"		<b>BB1UBK1442F</b>	251.	259.	261.	277.	284.	289.	294.	302.
	48"	14"		<b>BB1UBK1448F</b>	258.	265.	278.	283.	290.	296.	301.	308.



15" h upper back kit, fabric For use on 57" h and taller units with pass through or reversed shelf storage below (compatible with all 15" h door kits)	18"	15"		<b>BB1UBK1518F</b>	227.	234.	245.	249.	256.	261.	265.	272.
	24"	15"		<b>BB1UBK1524F</b>	239.	246.	258.	263.	269.	274.	279.	286.
	30"	15"		<b>BB1UBK1530F</b>	246.	253.	266.	271.	279.	283.	288.	296.
	36"	15"		<b>BB1UBK1536F</b>	266.	273.	287.	293.	300.	305.	310.	320.
	42"	15"		<b>BB1UBK1542F</b>	273.	282.	296.	301.	309.	314.	321.	330.
	48"	15"		<b>BB1UBK1548F</b>	283.	291.	305.	310.	320.	327.	332.	340.
	60"	15"		<b>BB1UBK1560F</b>	294.	302.	315.	322.	331.	337.	342.	350.
	72"	15"		<b>BB1UBK1572F</b>	*	*	*	*	*	*	*	*



### Order Code

Example:  
\_\_\_\_\_  
\_\_\_\_\_  
\_\_\_\_\_  
\_\_\_\_\_  
\_\_\_\_\_  
\_\_\_\_\_  
\_\_\_\_\_

### Specification Information

Specify a paint color for the metal portion of the back which is visible from the inside of the unit and a fabric for the fabric insert on the back side.

### Application Notes

Upper back covers a section from the top to the underside of a shelf or worksurface shelf.

15" h and 20" h upper backs are designed to work with corresponding storage doors. All other heights are designed to create units with reversal at worksurface or credenza height as noted.

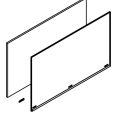
60" w and 72" w upper back kits are required with all 60" w and 72" w upper shelf kits.

\*72" w fabric backs need to be quoted as special product due to railroading of fabric.

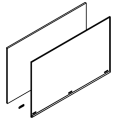
# Upper Back Kit

## 20" h and 22" h fabric

description	w	d	h	pattern no.	10	15	20	25	30	35	40	45
20" h upper back kit, fabric For use on 57" h and taller units with pass through or reversed shelf storage below (compatible with all 20" h door kits)	18"		20"	<b>BB1UBK2018F</b>	\$232.	\$239.	\$250.	\$254.	\$262.	\$266.	\$271.	\$278.
	24"		20"	<b>BB1UBK2024F</b>	245.	252.	264.	269.	277.	281.	286.	294.
	30"		20"	<b>BB1UBK2030F</b>	254.	262.	274.	280.	287.	293.	298.	305.
	36"		20"	<b>BB1UBK2036F</b>	278.	286.	300.	305.	313.	320.	327.	334.
	42"		20"	<b>BB1UBK2042F</b>	288.	297.	310.	316.	327.	332.	338.	346.
	48"		20"	<b>BB1UBK2048F</b>	297.	305.	321.	328.	336.	342.	347.	356.
	60"		20"	<b>BB1UBK2060F</b>	307.	315.	332.	338.	346.	352.	357.	368.
	72"		20"	<b>BB1UBK2072F</b>	*	*	*	*	*	*	*	*



22" h upper back kit, fabric For use on 50" h unit reversal at worksurface height	18"		22"	<b>BB1UBK2218F</b>	232.	240.	251.	255.	262.	267.	271.	279.
	24"		22"	<b>BB1UBK2224F</b>	245.	252.	265.	269.	277.	282.	286.	294.
	30"		22"	<b>BB1UBK2230F</b>	254.	263.	276.	281.	288.	294.	298.	306.
	36"		22"	<b>BB1UBK2236F</b>	279.	287.	301.	306.	314.	321.	328.	336.
	42"		22"	<b>BB1UBK2242F</b>	288.	297.	311.	316.	328.	333.	338.	347.
	48"		22"	<b>BB1UBK2248F</b>	297.	305.	321.	328.	336.	341.	347.	355.



### Order Code

Example:

---



---



---



---



---



---



---

### Specification Information

Specify a paint color for the metal portion of the back which is visible from the inside of the unit and a fabric for the fabric insert on the back side.

### Application Notes

Upper back covers a section from the top to the underside of a shelf or worksurface shelf.

15" h and 20" h upper backs are designed to work with corresponding storage doors. All other heights are designed to create units with reversal at worksurface or credenza height as noted.

60" w and 72" w upper back kits are required with all 60" w and 72" w upper shelf kits.

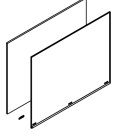
\*72" w fabric backs need to be quoted as special product due to railroading of fabric.

# Upper Back Kit

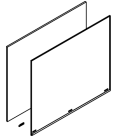
## 28" h and 29" h fabric

Template GSA

description	w	d	h	pattern no.	10	15	20	25	30	35	40	45
28" h upper back kit, fabric For use on 50" h unit reversal at credenza height	18"		28"	<b>BB1UBK2818F</b>	\$250.	\$258.	\$269.	\$274.	\$282.	\$287.	\$293.	\$300.
	24"		28"	<b>BB1UBK2824F</b>	271.	279.	293.	298.	306.	311.	316.	327.
	30"		28"	<b>BB1UBK2830F</b>	285.	295.	308.	313.	323.	330.	335.	343.
	36"		28"	<b>BB1UBK2836F</b>	322.	332.	347.	353.	364.	370.	376.	385.
	42"		28"	<b>BB1UBK2842F</b>	338.	348.	366.	372.	382.	388.	394.	406.
	48"		28"	<b>BB1UBK2848F</b>	352.	364.	381.	387.	398.	406.	412.	422.



29" h upper back kit, fabric For use on 57" h unit reversal at worksurface height	18"		29"	<b>BB1UBK2918F</b>	250.	258.	269.	274.	282.	287.	293.	300.
	24"		29"	<b>BB1UBK2924F</b>	271.	279.	293.	298.	306.	311.	316.	327.
	30"		29"	<b>BB1UBK2930F</b>	285.	295.	308.	313.	323.	330.	335.	343.
	36"		29"	<b>BB1UBK2936F</b>	322.	332.	347.	353.	364.	370.	376.	385.
	42"		29"	<b>BB1UBK2942F</b>	338.	348.	366.	372.	382.	388.	394.	406.
	48"		29"	<b>BB1UBK2948F</b>	352.	364.	381.	387.	398.	406.	412.	422.



### Order Code

Example:  
\_\_\_\_\_  
\_\_\_\_\_  
\_\_\_\_\_  
\_\_\_\_\_  
\_\_\_\_\_  
\_\_\_\_\_  
\_\_\_\_\_

### Specification Information

Specify a paint color for the metal portion of the back which is visible from the inside of the unit and a fabric for the fabric insert on the back side.

### Application Notes

Upper back covers a section from the top to the underside of a shelf or worksurface shelf.

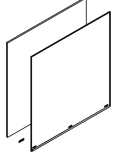
15" h and 20" h upper backs are designed to work with corresponding storage doors. All other heights are designed to create units with reversal at worksurface or credenza height as noted.

# Upper Back Kit

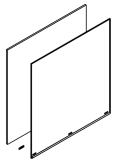
## 35" h and 36" h fabric

Template GSA

description	w	d	h	pattern no.	10	15	20	25	30	35	40	45
35" h upper back kit, fabric For use on 57" h unit reversal at credenza height	18"		35"	<b>BB1UBK3518F</b>	\$258.	\$265.	\$278.	\$283.	\$290.	\$296.	\$301.	\$308.
	24"		35"	<b>BB1UBK3524F</b>	281.	289.	303.	308.	316.	324.	330.	338.
	30"		35"	<b>BB1UBK3530F</b>	298.	316.	322.	329.	337.	343.	348.	357.
	36"		35"	<b>BB1UBK3536F</b>	341.	350.	368.	375.	384.	391.	398.	409.
	42"		35"	<b>BB1UBK3542F</b>	355.	367.	384.	390.	401.	409.	416.	426.
	48"		35"	<b>BB1UBK3548F</b>	372.	383.	401.	409.	420.	427.	435.	446.



36" h upper back kit, fabric For use on 64" h unit reversal at worksurface height	18"		36"	<b>BB1UBK3618F</b>	258.	265.	278.	283.	290.	296.	301.	308.
	24"		36"	<b>BB1UBK3624F</b>	281.	289.	303.	308.	316.	324.	330.	338.
	30"		36"	<b>BB1UBK3630F</b>	298.	306.	322.	329.	337.	343.	348.	357.
	36"		36"	<b>BB1UBK3636F</b>	341.	350.	368.	375.	384.	391.	398.	409.
	42"		36"	<b>BB1UBK3642F</b>	355.	367.	384.	390.	401.	409.	416.	426.
	48"		36"	<b>BB1UBK3648F</b>	372.	383.	401.	409.	420.	427.	435.	446.



### Order Code

Example:  
\_\_\_\_\_  
\_\_\_\_\_  
\_\_\_\_\_  
\_\_\_\_\_  
\_\_\_\_\_  
\_\_\_\_\_  
\_\_\_\_\_

### Specification Information

Specify a paint color for the metal portion of the back which is visible from the inside of the unit and a fabric for the fabric insert on the back side.

### Application Notes

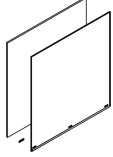
Upper back covers a section from the top to the underside of a shelf or worksurface shelf.

15" h and 20" h upper backs are designed to work with corresponding storage doors. All other heights are designed to create units with reversal at worksurface or credenza height as noted.

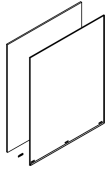
# Upper Back Kit

42" h, 43" h and 49" h fabric

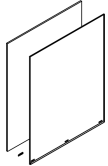
description	w	d	h	pattern no.	10	15	20	25	30	35	40	45
42" h upper back kit, fabric	18"		42"	<b>BB1UBK4218F</b>	\$263.	\$271.	\$284.	\$289.	\$298.	\$303.	\$308.	\$315.
For use on 64" h unit reversal at credenza height	24"		42"	<b>BB1UBK4224F</b>	290.	299.	313.	321.	330.	335.	341.	349.
	30"		42"	<b>BB1UBK4230F</b>	307.	316.	333.	339.	348.	354.	359.	370.
	36"		42"	<b>BB1UBK4236F</b>	357.	369.	386.	393.	405.	412.	418.	428.
	42"		42"	<b>BB1UBK4242F</b>	375.	385.	405.	412.	423.	431.	438.	449.
	48"		42"	<b>BB1UBK4248F</b>	391.	404.	422.	431.	442.	450.	457.	470.



43" h upper back kit, fabric	18"		43"	<b>BB1UBK4318F</b>	263.	271.	284.	289.	298.	303.	308.	315.
For use on 71" h unit reversal at worksurface height	24"		43"	<b>BB1UBK4324F</b>	290.	299.	313.	321.	330.	335.	341.	349.
	30"		43"	<b>BB1UBK4330F</b>	307.	316.	333.	339.	348.	354.	359.	370.
	36"		43"	<b>BB1UBK4336F</b>	357.	369.	386.	393.	405.	412.	418.	428.
	42"		43"	<b>BB1UBK4342F</b>	375.	385.	405.	412.	423.	431.	438.	449.
	48"		43"	<b>BB1UBK4348F</b>	391.	404.	422.	431.	442.	450.	457.	470.



49" h upper back kit, fabric	18"		49"	<b>BB1UBK4918F</b>	263.	271.	284.	289.	298.	303.	308.	315.
For use on 71" h unit reversal at credenza height	24"		49"	<b>BB1UBK4924F</b>	290.	299.	313.	321.	330.	335.	341.	349.
	30"		49"	<b>BB1UBK4930F</b>	307.	316.	333.	339.	348.	354.	359.	370.
	36"		49"	<b>BB1UBK4936F</b>	357.	369.	386.	393.	405.	412.	418.	428.
	42"		49"	<b>BB1UBK4942F</b>	375.	385.	405.	412.	423.	431.	438.	449.
	48"		49"	<b>BB1UBK4948F</b>	391.	404.	422.	431.	442.	450.	457.	470.



## Order Code

Example: \_\_\_\_\_  
 \_\_\_\_\_  
 \_\_\_\_\_  
 \_\_\_\_\_  
 \_\_\_\_\_  
 \_\_\_\_\_  
 \_\_\_\_\_

## Specification Information

Specify a paint color for the metal portion of the back which is visible from the inside of the unit and a fabric for the fabric insert on the back side.




## Application Notes

Upper back covers a section from the top to the underside of a shelf or worksurface shelf.

15" h and 20" h upper backs are designed to work with corresponding storage doors. All other heights are designed to create units with reversal at worksurface or credenza height as noted.

# Mid Back Kit

## 57" h unit painted

description	w	d	h	pattern no.	P1	P2	P3
Mid back kit, directly below worksurface height to provide alternating facing one high drawer kits or bookcase openings. 	18"		12"	<b>BB1MBK1218P</b>	\$143.	\$158.	\$165.
	24"		12"	<b>BB1MBK1224P</b>	146.	162.	169.
	30"		12"	<b>BB1MBK1230P</b>	151.	166.	173.
	36"		12"	<b>BB1MBK1236P</b>	156.	170.	178.
	42"		12"	<b>BB1MBK1242P</b>	159.	174.	181.
	48"		12"	<b>BB1MBK1248P</b>	162.	178.	185.
Mid back kit for 57" h unit, painted reversal at worksurface height with 15" upper storage 	18"		14"	<b>BB1MBK571518WP</b>	143.	158.	165.
	24"		14"	<b>BB1MBK571524WP</b>	146.	162.	169.
	30"		14"	<b>BB1MBK571530WP</b>	151.	166.	173.
	36"		14"	<b>BB1MBK571536WP</b>	156.	170.	178.
	42"		14"	<b>BB1MBK571542WP</b>	159.	174.	181.
	48"		14"	<b>BB1MBK571548WP</b>	162.	178.	185.
	60"		14"	<b>BB1MBK571560WP</b>	172.	188.	197.
	72"		14"	<b>BB1MBK571572WP</b>	182.	200.	207.
Mid back kit for 57" h unit, painted reversal at credenza height with 15" h upper storage 	18"		20"	<b>BB1MBK571518CP</b>	151.	166.	173.
	24"		20"	<b>BB1MBK571524CP</b>	158.	173.	180.
	30"		20"	<b>BB1MBK571530CP</b>	165.	180.	188.
	36"		20"	<b>BB1MBK571536CP</b>	171.	187.	197.
	42"		20"	<b>BB1MBK571542CP</b>	178.	196.	205.
	48"		20"	<b>BB1MBK571548CP</b>	184.	203.	212.
	60"		20"	<b>BB1MBK571560CP</b>	196.	213.	222.
	72"		20"	<b>BB1MBK571572CP</b>	206.	224.	234.

**Order Code**

**Specification Information**

**Application Notes**

Example:

---



---



---



---



---



---



---

Mid back covers a standard shelf down to the underside of either a worksurface or credenza height worksurface shelf.

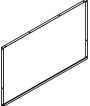
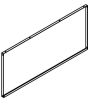
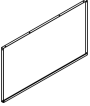
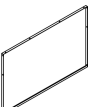
78" h mid back only available for use with 20" upper storage or pass-through.

57" h mid back only available for use with 15" h upper storage or pass-through.

12" h mid back is for use directly under worksurface height only.

# Mid Back Kit

## 64" h unit painted

description	w	d	h	pattern no.	P1	P2	P3
Mid back kit for 64" h unit, painted reversal at worksurface height with 15" upper storage 	18"		21"	<b>BB1MBK641518WP</b>	\$151.	\$166.	\$173.
	24"		21"	<b>BB1MBK641524WP</b>	158.	173.	180.
	30"		21"	<b>BB1MBK641530WP</b>	165.	180.	188.
	36"		21"	<b>BB1MBK641536WP</b>	171.	187.	197.
	42"		21"	<b>BB1MBK641542WP</b>	178.	196.	205.
	48"		21"	<b>BB1MBK641548WP</b>	184.	203.	212.
	60"		21"	<b>BB1MBK641560WP</b>	196.	213.	222.
	72"		21"	<b>BB1MBK641572WP</b>	206.	224.	234.
Mid back kit for 64" h unit, painted reversal at worksurface height with 20" upper storage 	18"		16"	<b>BB1MBK642018WP</b>	151.	167.	174.
	24"		16"	<b>BB1MBK642024WP</b>	159.	174.	181.
	30"		16"	<b>BB1MBK642030WP</b>	165.	181.	190.
	36"		16"	<b>BB1MBK642036WP</b>	172.	188.	198.
	42"		16"	<b>BB1MBK642042WP</b>	178.	197.	206.
	48"		16"	<b>BB1MBK642048WP</b>	185.	204.	213.
	60"		16"	<b>BB1MBK642060WP</b>	197.	214.	224.
	72"		16"	<b>BB1MBK642072WP</b>	207.	225.	235.
Mid back kit for 64" h unit, painted reversal at credenza height with 15" upper storage 	18"		27"	<b>BB1MBK641518CP</b>	164.	180.	187.
	24"		27"	<b>BB1MBK641524CP</b>	175.	193.	202.
	30"		27"	<b>BB1MBK641530CP</b>	186.	205.	215.
	36"		27"	<b>BB1MBK641536CP</b>	199.	218.	228.
	42"		27"	<b>BB1MBK641542CP</b>	210.	231.	242.
	48"		27"	<b>BB1MBK641548CP</b>	221.	243.	254.
	60"		27"	<b>BB1MBK641560CP</b>	232.	253.	265.
	72"		27"	<b>BB1MBK641572CP</b>	243.	264.	276.
Mid back kit for 64" h unit, painted reversal at credenza height with 20" upper storage 	18"		22"	<b>BB1MBK642018CP</b>	156.	171.	178.
	24"		22"	<b>BB1MBK642024CP</b>	163.	178.	186.
	30"		22"	<b>BB1MBK642030CP</b>	170.	186.	196.
	36"		22"	<b>BB1MBK642036CP</b>	177.	196.	205.
	42"		22"	<b>BB1MBK642042CP</b>	185.	204.	213.
	48"		22"	<b>BB1MBK642048CP</b>	194.	212.	221.
	60"		22"	<b>BB1MBK642060CP</b>	204.	222.	232.
	72"		22"	<b>BB1MBK642072CP</b>	214.	234.	243.

**Order Code**

**Specification Information**

**Application Notes**

Example:

---



---



---



---



---



---



---

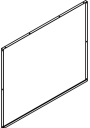
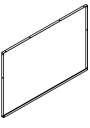
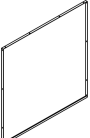
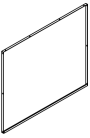
Mid back covers a standard shelf down to the underside of either a worksurface or credenza height worksurface shelf.

78" h mid back only available for use with 20" upper storage or pass-through.

57" h mid back only available for use with 15" h upper storage or pass-through.

# Mid Back Kit

## 71" h unit painted

description	w	d	h	pattern no.	P1	P2	P3
Mid back kit for 71" h unit, painted reversal at worksurface height with 15" upper storage 	18"		28"	<b>BB1MBK711518WP</b>	\$164.	\$180.	\$187.
	24"		28"	<b>BB1MBK711524WP</b>	175.	193.	202.
	30"		28"	<b>BB1MBK711530WP</b>	186.	205.	214.
	36"		28"	<b>BB1MBK711536WP</b>	199.	218.	228.
	42"		28"	<b>BB1MBK711542WP</b>	210.	231.	242.
	48"		28"	<b>BB1MBK711548WP</b>	221.	243.	254.
	60"		28"	<b>BB1MBK711560WP</b>	243.	264.	276.
	72"		28"	<b>BB1MBK711572WP</b>	264.	285.	297.
Mid back kit for 71" h unit, painted reversal at worksurface height with 20" upper storage 	18"		23"	<b>BB1MBK712018WP</b>	156.	171.	178.
	24"		23"	<b>BB1MBK712024WP</b>	163.	178.	186.
	30"		23"	<b>BB1MBK712030WP</b>	170.	186.	196.
	36"		23"	<b>BB1MBK712036WP</b>	177.	196.	205.
	42"		23"	<b>BB1MBK712042WP</b>	185.	204.	213.
	48"		23"	<b>BB1MBK712048WP</b>	194.	212.	221.
	60"		23"	<b>BB1MBK712060WP</b>	214.	234.	243.
	72"		23"	<b>BB1MBK712072WP</b>	236.	254.	264.
Mid back kit for 71" h unit, painted reversal at credenza height with 15" upper storage 	18"		34"	<b>BB1MBK711518CP</b>	171.	186.	196.
	24"		34"	<b>BB1MBK711524CP</b>	182.	200.	208.
	30"		34"	<b>BB1MBK711530CP</b>	195.	202.	221.
	36"		34"	<b>BB1MBK711536CP</b>	206.	226.	236.
	42"		34"	<b>BB1MBK711542CP</b>	217.	239.	249.
	48"		34"	<b>BB1MBK711548CP</b>	229.	251.	262.
	60"		34"	<b>BB1MBK711560CP</b>	250.	272.	283.
	72"		34"	<b>BB1MBK711572CP</b>	271.	294.	304.
Mid back kit for 71" h unit, painted reversal at credenza height with 20" upper storage 	18"		29"	<b>BB1MBK712018CP</b>	165.	180.	188.
	24"		29"	<b>BB1MBK712024CP</b>	176.	194.	202.
	30"		29"	<b>BB1MBK712030CP</b>	187.	196.	215.
	36"		29"	<b>BB1MBK712036CP</b>	200.	219.	229.
	42"		29"	<b>BB1MBK712042CP</b>	211.	232.	243.
	48"		29"	<b>BB1MBK712048CP</b>	222.	245.	255.
	60"		29"	<b>BB1MBK712060CP</b>	244.	266.	277.
	72"		29"	<b>BB1MBK712072CP</b>	265.	287.	298.

**Order Code**

**Specification Information**

**Application Notes**

Example:  
 \_\_\_\_\_  
 \_\_\_\_\_  
 \_\_\_\_\_  
 \_\_\_\_\_  
 \_\_\_\_\_  
 \_\_\_\_\_  
 \_\_\_\_\_

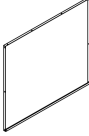
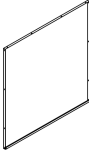
Mid back covers a standard shelf down to the underside of either a worksurface or credenza height worksurface shelf.

78" h mid back only available for use with 20" upper storage or pass-through.

57" h mid back only available for use with 15" h upper storage or pass-through.

# Mid Back Kit

## 78" h unit painted

description	w	d	h	pattern no.	P1	P2	P3
Mid back kit for 78" h unit, painted reversal at worksurface height with 20" upper storage 	18"		30"	<b>BB1MBK782018WP</b>	\$165.	\$180.	\$188.
	24"		30"	<b>BB1MBK782024WP</b>	176.	194.	202.
	30"		30"	<b>BB1MBK782030WP</b>	187.	196.	215.
	36"		30"	<b>BB1MBK782036WP</b>	200.	219.	229.
	42"		30"	<b>BB1MBK782042WP</b>	211.	232.	243.
	48"		30"	<b>BB1MBK782048WP</b>	222.	245.	255.
	60"		30"	<b>BB1MBK782060WP</b>	244.	266.	277.
	72"		30"	<b>BB1MBK782072WP</b>	265.	287.	298.
Mid back kit for 78" h unit, painted reversal at credenza height with 20" upper storage 	18"		36"	<b>BB1MBK782018CP</b>	171.	186.	196.
	24"		36"	<b>BB1MBK782024CP</b>	182.	200.	208.
	30"		36"	<b>BB1MBK782030CP</b>	195.	202.	221.
	36"		36"	<b>BB1MBK782036CP</b>	206.	226.	236.
	42"		36"	<b>BB1MBK782042CP</b>	217.	239.	249.
	48"		36"	<b>BB1MBK782048CP</b>	229.	251.	262.
	60"		36"	<b>BB1MBK782060CP</b>	250.	272.	283.
	72"		36"	<b>BB1MBK782072CP</b>	271.	294.	304.

### Order Code

### Specification Information

### Application Notes

Example:

---



---



---



---



---



---



---




Mid back covers a standard shelf down to the underside of either a worksurface or credenza height worksurface shelf.

57" h mid back only available for use with 15" h upper storage or pass-through.

78" h mid back only available for use with 20" upper storage or pass-through.

# Mid Back Kit

## 57" h unit fabric

description	w	d	h	pattern no.	10	15	20	25	30	35	40	45
Mid back kit, directly below worksurface height to provide alternating facing one high drawer kits or bookcase openings 	18"	12"		<b>BB1MBK1218F</b>	\$230.	\$237.	\$248.	\$252.	\$260.	\$264.	\$269.	\$276.
	24"	12"		<b>BB1MBK1224F</b>	238.	244.	256.	261.	268.	272.	278.	284.
	30"	12"		<b>BB1MBK1230F</b>	243.	250.	262.	267.	274.	279.	284.	291.
	36"	12"		<b>BB1MBK1236F</b>	260.	267.	280.	285.	293.	298.	303.	311.
	42"	12"		<b>BB1MBK1242F</b>	265.	273.	286.	291.	300.	305.	310.	319.
	48"	12"		<b>BB1MBK1248F</b>	271.	280.	294.	299.	306.	311.	319.	327.
Mid back kit for 57" h unit, fabric reversal at worksurface height with 15" upper storage 	18"	14"		<b>BB1MBK571518WF</b>	230.	237.	248.	252.	260.	264.	269.	276.
	24"	14"		<b>BB1MBK571524WF</b>	238.	244.	256.	261.	268.	272.	278.	284.
	30"	14"		<b>BB1MBK571530WF</b>	243.	250.	262.	267.	274.	279.	284.	291.
	36"	14"		<b>BB1MBK571536WF</b>	260.	267.	280.	285.	293.	298.	303.	311.
	42"	14"		<b>BB1MBK571542WF</b>	265.	273.	286.	291.	300.	305.	310.	319.
	48"	14"		<b>BB1MBK571548WF</b>	271.	280.	294.	299.	306.	311.	319.	327.
	60"	14"		<b>BB1MBK571560WF</b>	293.	301.	314.	321.	323.	334.	340.	347.
	72"	14"		<b>BB1MBK571572WF</b>	*	*	*	*	*	*	*	*
Mid back kit for 57" h unit, fabric reversal at credenza height with 15" upper storage 	18"	20"		<b>BB1MBK571518CF</b>	243.	250.	262.	267.	274.	280.	284.	291.
	24"	20"		<b>BB1MBK571524CF</b>	256.	264.	277.	282.	289.	295.	300.	307.
	30"	20"		<b>BB1MBK571530CF</b>	267.	274.	288.	294.	302.	307.	312.	321.
	36"	20"		<b>BB1MBK571536CF</b>	291.	300.	314.	322.	331.	336.	342.	350.
	42"	20"		<b>BB1MBK571542CF</b>	302.	311.	328.	334.	342.	348.	354.	364.
	48"	20"		<b>BB1MBK571548CF</b>	310.	321.	336.	342.	351.	357.	365.	374.
	60"	20"		<b>BB1MBK571560CF</b>	333.	342.	356.	364.	373.	379.	385.	394.
	72"	20"		<b>BB1MBK571572CF</b>	*	*	*	*	*	*	*	*

### Order Code

Example:

---



---



---



---



---



---



---



---

### Specification Information

Specify a paint color for the metal portion of the back which is visible from the inside of the unit and a fabric for the fabric insert on the back side.

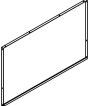
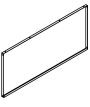
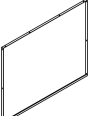
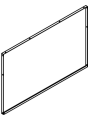
### Application Notes

Mid back covers a standard shelf down to the underside of either a worksurface or credenza height worksurface shelf.  
57" h mid back only available for use with 15" h upper storage or pass-through.

78" h mid back only available for use with 20" upper storage or pass-through.  
\*72" w fabric backs need to be quoted as special product due to railroading of fabric.  
12" h mid back is for use directly under worksurface height only.

# Mid Back Kit

## 64" h unit fabric

description	w	d	h	pattern no.	10	15	20	25	30	35	40	45
Mid back kit for 64" h unit, fabric reversal at worksurface height with 15" upper storage 	18"	21"		<b>BB1MBK641518WF</b>	\$243.	\$250.	\$262.	\$267.	\$274.	\$280.	\$284.	\$291.
	24"	21"		<b>BB1MBK641524WF</b>	256.	264.	277.	282.	289.	295.	300.	307.
	30"	21"		<b>BB1MBK641530WF</b>	267.	274.	288.	294.	302.	307.	312.	321.
	36"	21"		<b>BB1MBK641536WF</b>	291.	300.	314.	322.	331.	336.	342.	350.
	42"	21"		<b>BB1MBK641542WF</b>	302.	311.	328.	334.	342.	348.	354.	364.
	48"	21"		<b>BB1MBK641548WF</b>	310.	321.	336.	342.	351.	357.	365.	374.
	60"	21"		<b>BB1MBK641560WF</b>	333.	342.	356.	364.	373.	379.	385.	394.
	72"	21"		<b>BB1MBK641572WF</b>	*	*	*	*	*	*	*	*
Mid back kit for 64" h unit, fabric reversal at worksurface height with 20" upper storage 	18"	16"		<b>BB1MBK642018WF</b>	239.	246.	258.	263.	270.	274.	280.	286.
	24"	16"		<b>BB1MBK642024WF</b>	251.	259.	271.	277.	284.	289.	295.	302.
	30"	16"		<b>BB1MBK642030WF</b>	260.	268.	281.	286.	294.	299.	304.	311.
	36"	16"		<b>BB1MBK642036WF</b>	281.	289.	304.	309.	319.	324.	330.	338.
	42"	16"		<b>BB1MBK642042WF</b>	289.	299.	312.	320.	329.	335.	340.	348.
	48"	16"		<b>BB1MBK642048WF</b>	298.	307.	323.	330.	338.	344.	349.	358.
	60"	16"		<b>BB1MBK642060WF</b>	320.	330.	344.	350.	358.	366.	371.	380.
	72"	16"		<b>BB1MBK642072WF</b>	*	*	*	*	*	*	*	*
Mid back kit for 64" h unit, fabric reversal at credenza height with 15" upper storage 	18"	27"		<b>BB1MBK641518CF</b>	261.	268.	281.	286.	295.	300.	305.	312.
	24"	27"		<b>BB1MBK641524CF</b>	283.	291.	305.	310.	320.	327.	332.	340.
	30"	27"		<b>BB1MBK641530CF</b>	298.	306.	322.	329.	338.	343.	349.	357.
	36"	27"		<b>BB1MBK641536CF</b>	335.	344.	362.	368.	378.	384.	391.	401.
	42"	27"		<b>BB1MBK641542CF</b>	351.	363.	380.	387.	398.	405.	412.	422.
	48"	27"		<b>BB1MBK641548CF</b>	368.	378.	396.	404.	415.	421.	428.	440.
	60"	27"		<b>BB1MBK641560CF</b>	388.	399.	417.	424.	436.	442.	450.	461.
	72"	27"		<b>BB1MBK641572CF</b>	*	*	*	*	*	*	*	*
Mid back kit for 64" h unit, fabric reversal at credenza height with 20" upper storage 	18"	22"		<b>BB1MBK642018CF</b>	248.	255.	268.	272.	280.	285.	290.	298.
	24"	22"		<b>BB1MBK642024CF</b>	265.	272.	286.	291.	299.	304.	309.	319.
	30"	22"		<b>BB1MBK642030CF</b>	277.	284.	299.	304.	312.	319.	324.	333.
	36"	22"		<b>BB1MBK642036CF</b>	303.	311.	329.	334.	343.	349.	354.	365.
	42"	22"		<b>BB1MBK642042CF</b>	314.	324.	340.	346.	355.	363.	369.	378.
	48"	22"		<b>BB1MBK642048CF</b>	327.	336.	342.	358.	369.	375.	381.	390.
	60"	22"		<b>BB1MBK642060CF</b>	347.	356.	364.	380.	389.	396.	402.	412.
	72"	22"		<b>BB1MBK642072CF</b>	*	*	*	*	*	*	*	*

**Order Code**

**Specification Information**

**Application Notes**

Example:  
 \_\_\_\_\_  
 \_\_\_\_\_  
 \_\_\_\_\_  
 \_\_\_\_\_  
 \_\_\_\_\_  
 \_\_\_\_\_

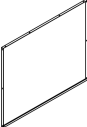
Specify a paint color for the metal portion of the back which is visible from the inside of the unit and a fabric for the fabric insert on the back side.

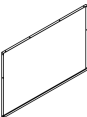
Mid back covers a standard shelf down to the underside of either a worksurface or credenza height worksurface shelf.  
  
 57" h mid back only available for use with 15" h upper storage or pass-through.

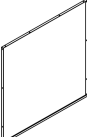
78" h mid back only available for use with 20" upper storage or pass-through.  
  
 \*72" w fabric backs need to be quoted as special product due to railroading of fabric.

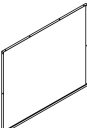
# Mid Back Kit

## 71" h unit fabric

description	w	d	h	pattern no.	10	15	20	25	30	35	40	45
Mid back kit for 71" h unit, fabric reversal at worksurface height with 15" upper storage 	18"	28"		<b>BB1MBK711518WF</b>	\$261.	\$268.	\$281.	\$286.	\$295.	\$300.	\$305.	\$312.
	24"	28"		<b>BB1MBK711524WF</b>	283.	291.	305.	310.	320.	327.	332.	340.
	30"	28"		<b>BB1MBK711530WF</b>	298.	306.	322.	329.	338.	343.	349.	357.
	36"	28"		<b>BB1MBK711536WF</b>	335.	344.	362.	368.	378.	384.	391.	401.
	42"	28"		<b>BB1MBK711542WF</b>	351.	363.	380.	387.	398.	405.	412.	422.
	48"	28"		<b>BB1MBK711548WF</b>	368.	378.	396.	404.	415.	421.	428.	440.
	60"	28"		<b>BB1MBK711560WF</b>	399.	410.	427.	438.	447.	453.	460.	472.
	72"	28"		<b>BB1MBK711572WF</b>	*	*	*	*	*	*	*	*

Mid back kit for 71" h unit, fabric reversal at worksurface height with 20" upper storage 	18"	23"		<b>BB1MBK712018WF</b>	248.	255.	268.	272.	280.	285.	290.	298.
	24"	23"		<b>BB1MBK712024WF</b>	265.	272.	286.	291.	299.	304.	309.	319.
	30"	23"		<b>BB1MBK712030WF</b>	277.	284.	299.	304.	312.	319.	324.	333.
	36"	23"		<b>BB1MBK712036WF</b>	303.	311.	329.	334.	343.	349.	354.	365.
	42"	23"		<b>BB1MBK712042WF</b>	314.	324.	340.	346.	355.	363.	369.	378.
	48"	23"		<b>BB1MBK712048WF</b>	327.	336.	342.	358.	369.	375.	381.	390.
	60"	23"		<b>BB1MBK712060WF</b>	357.	368.	374.	390.	400.	407.	413.	422.
	72"	23"		<b>BB1MBK712072WF</b>	*	*	*	*	*	*	*	*

Mid back kit for 71" h unit, fabric reversal at credenza height with 15" upper storage 	18"	34"		<b>BB1MBK711518CF</b>	268.	274.	289.	295.	302.	307.	312.	322.
	24"	34"		<b>BB1MBK711524CF</b>	291.	300.	313.	321.	330.	335.	341.	349.
	30"	34"		<b>BB1MBK711530CF</b>	306.	315.	332.	338.	346.	352.	357.	368.
	36"	34"		<b>BB1MBK711536CF</b>	344.	354.	372.	379.	388.	396.	402.	413.
	42"	34"		<b>BB1MBK711542CF</b>	363.	373.	390.	398.	409.	416.	422.	433.
	48"	34"		<b>BB1MBK711548CF</b>	377.	388.	408.	415.	425.	433.	440.	452.
	60"	34"		<b>BB1MBK711560CF</b>	409.	420.	439.	447.	457.	465.	472.	483.
	72"	34"		<b>BB1MBK711572CF</b>	*	*	*	*	*	*	*	*

Mid back kit for 71" h unit, fabric reversal at credenza height with 20" upper storage 	18"	29"		<b>BB1MBK712018CF</b>	264.	271.	285.	290.	298.	303.	308.	316.
	24"	29"		<b>BB1MBK712024CF</b>	287.	296.	309.	315.	325.	331.	337.	345.
	30"	29"		<b>BB1MBK712030CF</b>	302.	311.	328.	334.	342.	348.	353.	364.
	36"	29"		<b>BB1MBK712036CF</b>	340.	350.	368.	375.	384.	391.	398.	409.
	42"	29"		<b>BB1MBK712042CF</b>	357.	369.	386.	393.	405.	412.	418.	428.
	48"	29"		<b>BB1MBK712048CF</b>	373.	384.	404.	411.	421.	428.	436.	448.
	60"	29"		<b>BB1MBK712060CF</b>	405.	416.	435.	442.	453.	460.	468.	479.
	72"	29"		<b>BB1MBK712072CF</b>	*	*	*	*	*	*	*	*

**Order Code**

Example: \_\_\_\_\_  
 \_\_\_\_\_  
 \_\_\_\_\_  
 \_\_\_\_\_  
 \_\_\_\_\_  
 \_\_\_\_\_  
 \_\_\_\_\_

**Specification Information**

Specify a paint color for the metal portion of the back which is visible from the inside of the unit and a fabric for the fabric insert on the back side.

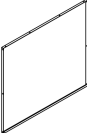
**Application Notes**

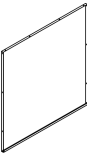
Mid back covers a standard shelf down to the underside of either a worksurface or credenza height worksurface shelf.  
 57" h mid back only available for use with 15" h upper storage or pass-through.

78" h mid back only available for use with 20" upper storage or pass-through.  
 \*72" w fabric backs need to be quoted as special product due to railroading of fabric.

# Mid Back Kit

## 78" h unit fabric

description	w	d	h	pattern no.	10	15	20	25	30	35	40	45
Mid back kit for 78" h unit, fabric reversal at worksurface height with 20" upper storage 	18"		30"	<b>BB1MBK782018WF</b>	\$264.	\$271.	\$285.	\$290.	\$298.	\$303.	\$308.	\$316.
	24"		30"	<b>BB1MBK782024WF</b>	287.	296.	309.	315.	325.	331.	337.	345.
	30"		30"	<b>BB1MBK782030WF</b>	302.	311.	328.	334.	342.	348.	353.	364.
	36"		30"	<b>BB1MBK782036WF</b>	340.	350.	368.	375.	384.	391.	398.	409.
	42"		30"	<b>BB1MBK782042WF</b>	357.	369.	386.	393.	405.	412.	418.	428.
	48"		30"	<b>BB1MBK782048WF</b>	373.	384.	404.	411.	421.	428.	436.	448.
	60"		30"	<b>BB1MBK782060WF</b>	405.	416.	435.	442.	453.	460.	468.	479.
	72"		30"	<b>BB1MBK782072WF</b>	*	*	*	*	*	*	*	*

Mid back kit for 78" h unit, fabric reversal at credenza height with 20" upper storage 	18"		36"	<b>BB1MBK782018CF</b>	270.	277.	291.	297.	304.	309.	314.	324.
	24"		36"	<b>BB1MBK782024CF</b>	294.	302.	315.	323.	332.	337.	343.	351.
	30"		36"	<b>BB1MBK782030CF</b>	308.	319.	334.	340.	348.	354.	359.	370.
	36"		36"	<b>BB1MBK782036CF</b>	346.	356.	374.	381.	390.	398.	405.	415.
	42"		36"	<b>BB1MBK782042CF</b>	365.	375.	392.	400.	411.	418.	424.	435.
	48"		36"	<b>BB1MBK782048CF</b>	379.	390.	410.	417.	427.	435.	442.	454.
	60"		36"	<b>BB1MBK782060CF</b>	411.	422.	441.	449.	459.	467.	474.	485.
	72"		36"	<b>BB1MBK782072CF</b>	*	*	*	*	*	*	*	*

### Order Code

Example:

---



---



---



---



---



---



---

### Specification Information

Specify a paint color for the metal portion of the back which is visible from the inside of the unit and a fabric for the fabric insert on the back side.

### Application Notes

Mid back covers a standard shelf down to the underside of either a worksurface or credenza height worksurface shelf.





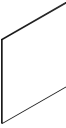
57" h mid back only available for use with 15" h upper storage or pass-through.

78" h mid back only available for use with 20" upper storage or pass-through.

\*72" w fabric backs need to be quoted as special product due to railroading of fabric.

# Full Height Inside Back Inserts


## 16" h to 50" h fabric

description	w	d	h	pattern no.	10	15	20	25	30	35	40	45
16" h full height inside back insert, fabric 	18"	1/2"	16"	<b>BC1FFINS1618</b>	\$93.	\$96.	\$101.	\$103.	\$107.	\$109.	\$111.	\$114.
	24"	1/2"	16"	<b>BC1FFINS1624</b>	110.	114.	119.	122.	125.	128.	130.	133.
	30"	1/2"	16"	<b>BC1FFINS1630</b>	122.	126.	132.	134.	138.	140.	143.	146.
	36"	1/2"	16"	<b>BC1FFINS1636</b>	132.	136.	143.	145.	150.	153.	156.	160.
	42"	1/2"	16"	<b>BC1FFINS1642</b>	137.	141.	149.	152.	157.	159.	162.	166.
	48"	1/2"	16"	<b>BC1FFINS1648</b>	144.	150.	158.	160.	165.	167.	170.	174.
22" h full height inside back insert, fabric 	18"	1/2"	22"	<b>BC1FFINS2218</b>	97.	100.	107.	109.	111.	113.	115.	118.
	24"	1/2"	22"	<b>BC1FFINS2224</b>	114.	118.	124.	126.	129.	132.	134.	137.
	30"	1/2"	22"	<b>BC1FFINS2230</b>	126.	130.	136.	138.	142.	144.	147.	151.
	36"	1/2"	22"	<b>BC1FFINS2236</b>	136.	140.	147.	150.	155.	168.	160.	164.
	42"	1/2"	22"	<b>BC1FFINS2242</b>	141.	145.	153.	157.	161.	163.	166.	170.
	48"	1/2"	22"	<b>BC1FFINS2248</b>	149.	155.	162.	164.	169.	171.	174.	178.
25" h Antenna full height inside back insert, fabric 	18"	1/2"	25"	<b>BC1FFINS2518</b>	102.	107.	112.	114.	117.	119.	122.	125.
	24"	1/2"	25"	<b>BC1FFINS2524</b>	118.	123.	128.	131.	134.	136.	138.	142.
	30"	1/2"	25"	<b>BC1FFINS2530</b>	130.	134.	140.	143.	146.	150.	152.	157.
	36"	1/2"	25"	<b>BC1FFINS2536</b>	140.	144.	152.	156.	160.	162.	165.	169.
	42"	1/2"	25"	<b>BC1FFINS2542</b>	146.	152.	160.	162.	166.	169.	172.	176.
	48"	1/2"	25"	<b>BC1FFINS2548</b>	153.	159.	166.	169.	173.	176.	179.	183.
28" h full height inside back insert, fabric 	18"	1/2"	28"	<b>BC1FFINS2818</b>	102.	107.	112.	114.	117.	119.	122.	125.
	23"	1/2"	28"	<b>BC1FFINS2823</b>	117.	122.	127.	129.	133.	135.	137.	140.
	24"	1/2"	28"	<b>BC1FFINS2824</b>	118.	123.	128.	131.	134.	136.	138.	142.
	29"	1/2"	28"	<b>BC1FFINS2829</b>	129.	133.	139.	142.	145.	149.	151.	156.
	30"	1/2"	28"	<b>BC1FFINS2830</b>	130.	134.	140.	143.	146.	150.	152.	157.
	36"	1/2"	28"	<b>BC1FFINS2836</b>	140.	144.	152.	156.	160.	162.	165.	169.
	42"	1/2"	28"	<b>BC1FFINS2842</b>	146.	152.	160.	162.	166.	169.	172.	176.
	48"	1/2"	28"	<b>BC1FFINS2848</b>	153.	159.	166.	169.	173.	176.	179.	183.
	42" h full height inside back insert, fabric 	15"	1/2"	42"	<b>BC1FFINS4215</b>	115.	119.	125.	127.	131.	133.	135.
18"	1/2"	42"	<b>BC1FFINS4218</b>	115.	119.	125.	127.	131.	133.	135.	138.	
24"	1/2"	42"	<b>BC1FFINS4224</b>	130.	134.	140.	143.	146.	150.	152.	157.	
30"	1/2"	42"	<b>BC1FFINS4230</b>	142.	147.	155.	168.	162.	165.	167.	171.	
36"	1/2"	42"	<b>BC1FFINS4236</b>	160.	165.	172.	175.	180.	183.	186.	192.	
42"	1/2"	42"	<b>BC1FFINS4242</b>	181.	187.	197.	201.	206.	209.	213.	218.	
48"	1/2"	42"	<b>BC1FFINS4248</b>	188.	196.	205.	208.	214.	217.	221.	227.	

Order Code	Specification Information	Application Notes
Example: _____ _____ _____ _____	Fabric inside back inserts only work with painted or fabric backs of the same type and size.	<p>Inside back insert kits include fabric insert(s) that may be placed on the interior of a back matching the type and size of the insert specified.</p> <p>Inside back inserts do not work on the outside of either painted or fabric backs.</p>

# Full Height Inside Back Inserts

## 16" h to 50" h fabric

description	w	d	h	pattern no.	10	15	20	25	30	35	40	45
 50" h full height inside back insert, fabric	15"	1/2"	50"	<b>BC1FFINS5015</b>	\$127.	\$131.	\$137.	\$139.	\$143.	\$145.	\$149.	\$152.
	18"	1/2"	50"	<b>BC1FFINS5018</b>	127.	131.	137.	139.	143.	145.	149.	152.
	24"	1/2"	50"	<b>BC1FFINS5024</b>	140.	144.	152.	156.	160.	162.	165.	169.
	30"	1/2"	50"	<b>BC1FFINS5030</b>	160.	165.	172.	175.	180.	183.	186.	192.
	36"	1/2"	50"	<b>BC1FFINS5036</b>	182.	188.	198.	202.	207.	210.	214.	219.
	42"	1/2"	50"	<b>BC1FFINS5042</b>	202.	208.	218.	221.	228.	232.	237.	242.
	48"	1/2"	50"	<b>BC1FFINS5048</b>	221.	229.	240.	244.	251.	255.	260.	266.

**Order Code**

Example: \_\_\_\_\_  
 \_\_\_\_\_  
 \_\_\_\_\_  
 \_\_\_\_\_

**Specification Information**

Fabric inside back inserts only work with painted or fabric backs of the same type and size.

**Application Notes**

Inside back insert kits include fabric insert(s) that may be placed on the interior of a back matching the type and size of the insert specified.


Inside back inserts do not work on the outside of either painted or fabric backs.


71" h and 78" h inside back insert kit includes two inserts to match the segmented back in those heights.

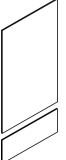
# Full Height Inside Back Inserts


## 57" h to 78" h fabric

Template GSA

description	w	d	h	pattern no.	10	15	20	25	30	35	40	45
57" h full height inside back insert, fabric 	15"	1/2"	57"	<b>BC1FFINS5715</b>	\$132.	\$136.	\$142.	\$145.	\$150.	\$152.	\$156.	\$159.
	18"	1/2"	57"	<b>BC1FFINS5718</b>	132.	136.	142.	145.	150.	152.	156.	159.
	24"	1/2"	57"	<b>BC1FFINS5724</b>	147.	153.	161.	163.	168.	170.	173.	177.
	30"	1/2"	57"	<b>BC1FFINS5730</b>	170.	175.	183.	186.	193.	196.	200.	204.
	36"	1/2"	57"	<b>BC1FFINS5736</b>	188.	196.	205.	208.	214.	217.	221.	227.
	42"	1/2"	57"	<b>BC1FFINS5742</b>	209.	215.	226.	230.	237.	241.	245.	251.
	48"	1/2"	57"	<b>BC1FFINS5748</b>	229.	237.	248.	252.	260.	264.	268.	276.

64" h full height inside back insert, fabric 	15"	1/2"	64"	<b>BC1FFINS6415</b>	155.	160.	167.	170.	174.	177.	180.	184.
	18"	1/2"	64"	<b>BC1FFINS6418</b>	155.	160.	167.	170.	174.	177.	180.	184.
	24"	1/2"	64"	<b>BC1FFINS6424</b>	167.	172.	180.	183.	188.	193.	196.	201.
	30"	1/2"	64"	<b>BC1FFINS6430</b>	197.	203.	212.	216.	222.	226.	230.	236.
	36"	1/2"	64"	<b>BC1FFINS6436</b>	218.	226.	237.	241.	247.	251.	256.	263.
	42"	1/2"	64"	<b>BC1FFINS6442</b>	238.	245.	256.	262.	269.	273.	279.	285.
	48"	1/2"	64"	<b>BC1FFINS6448</b>	259.	267.	280.	285.	293.	298.	303.	310.

71" h full height inside back insert, fabric 	15"	1/2"	71"	<b>BC1FFINS7115</b>	167.	172.	180.	183.	188.	193.	196.	201.
	18"	1/2"	71"	<b>BC1FFINS7118</b>	167.	172.	180.	183.	188.	193.	196.	201.
	24"	1/2"	71"	<b>BC1FFINS7124</b>	179.	185.	195.	198.	203.	207.	210.	215.
	30"	1/2"	71"	<b>BC1FFINS7130</b>	209.	215.	226.	230.	237.	241.	245.	251.
	36"	1/2"	71"	<b>BC1FFINS7136</b>	209.	215.	226.	230.	237.	241.	245.	251.
	42"	1/2"	71"	<b>BC1FFINS7142</b>	251.	260.	271.	277.	284.	289.	295.	302.
	48"	1/2"	71"	<b>BC1FFINS7148</b>	271.	280.	294.	299.	307.	312.	319.	328.

78" h full height inside back insert, fabric 	18"	1/2"	78"	<b>BC1FFINS7818</b>	179.	185.	195.	198.	203.	207.	210.	215.
	24"	1/2"	78"	<b>BC1FFINS7824</b>	210.	216.	227.	231.	238.	242.	246.	252.
	30"	1/2"	78"	<b>BC1FFINS7830</b>	238.	245.	256.	262.	269.	273.	279.	285.
	36"	1/2"	78"	<b>BC1FFINS7836</b>	265.	273.	286.	291.	300.	305.	310.	319.
	42"	1/2"	78"	<b>BC1FFINS7842</b>	295.	304.	320.	325.	335.	340.	346.	354.
	48"	1/2"	78"	<b>BC1FFINS7848</b>	323.	334.	349.	355.	366.	372.	378.	387.

### Order Code

Example:  
\_\_\_\_\_  
\_\_\_\_\_  
\_\_\_\_\_  
\_\_\_\_\_

### Specification Information

Fabric inside back inserts only work with painted or fabric backs of the same type and size.

### Application Notes

Inside back insert kits include fabric insert(s) that may be placed on the interior of a back matching the type and size of the insert specified.





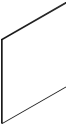
Inside back inserts do not work on the outside of either painted or fabric backs.

71" h and 78" h inside back insert kit includes two inserts to match the segmented back in those heights.

# Full Height Inside Back Inserts

## 16" h to 50" h veneer

Template GSA


description	w	d	h	pattern no.	V1	V2	V3
16" h full height inside back insert, veneer 	18"	1/2"	16"	<b>BC1FVINS1618</b>	\$127.	\$145.	\$197.
	24"	1/2"	16"	<b>BC1FVINS1624</b>	139.	161.	216.
	30"	1/2"	16"	<b>BC1FVINS1630</b>	155.	177.	239.
	36"	1/2"	16"	<b>BC1FVINS1636</b>	170.	196.	263.
	42"	1/2"	16"	<b>BC1FVINS1642</b>	186.	214.	289.
	48"	1/2"	16"	<b>BC1FVINS1648</b>	206.	237.	320.
22" h full height inside back insert, veneer 	18"	1/2"	22"	<b>BC1FVINS2218</b>	131.	150.	202.
	24"	1/2"	22"	<b>BC1FVINS2224</b>	143.	165.	221.
	30"	1/2"	22"	<b>BC1FVINS2230</b>	159.	181.	245.
	36"	1/2"	22"	<b>BC1FVINS2236</b>	174.	201.	270.
	42"	1/2"	22"	<b>BC1FVINS2242</b>	192.	219.	296.
	48"	1/2"	22"	<b>BC1FVINS2248</b>	210.	242.	328.
25" h Antenna full height inside back insert, veneer 	18"	1/2"	25"	<b>BC1FVINS2518</b>	137.	158.	212.
	24"	1/2"	25"	<b>BC1FVINS2524</b>	166.	190.	256.
	30"	1/2"	25"	<b>BC1FVINS2530</b>	201.	230.	310.
	36"	1/2"	25"	<b>BC1FVINS2536</b>	220.	253.	343.
	42"	1/2"	25"	<b>BC1FVINS2542</b>	243.	279.	377.
	48"	1/2"	25"	<b>BC1FVINS2548</b>	266.	306.	414.
28" h full height inside back insert, veneer 	18"	1/2"	28"	<b>BC1FVINS2818</b>	137.	158.	212.
	23"	1/2"	28"	<b>BC1FVINS2823</b>	151.	173.	234.
	24"	1/2"	28"	<b>BC1FVINS2824</b>	166.	190.	256.
	29"	1/2"	28"	<b>BC1FVINS2829</b>	182.	210.	283.
	30"	1/2"	28"	<b>BC1FVINS2830</b>	201.	230.	310.
	36"	1/2"	28"	<b>BC1FVINS2836</b>	220.	253.	343.
	42"	1/2"	28"	<b>BC1FVINS2842</b>	243.	279.	377.
	48"	1/2"	28"	<b>BC1FVINS2848</b>	266.	306.	414.
42" h full height inside back insert, veneer 	15"	1/2"	42"	<b>BC1FVINS4215</b>	159.	181.	245.
	18"	1/2"	42"	<b>BC1FVINS4218</b>	159.	181.	245.
	24"	1/2"	42"	<b>BC1FVINS4224</b>	174.	201.	270.
	30"	1/2"	42"	<b>BC1FVINS4230</b>	192.	219.	296.
	36"	1/2"	42"	<b>BC1FVINS4236</b>	210.	242.	328.
	42"	1/2"	42"	<b>BC1FVINS4242</b>	231.	266.	359.
	48"	1/2"	42"	<b>BC1FVINS4248</b>	254.	293.	396.

Order Code	Specification Information	Application Notes
Example:	Veneer inside back inserts only work with painted backs of the same type and size. Grain pattern is vertical.	Inside back insert kits include veneer insert(s) that may be placed on the interior of a back matching the type and size of the insert specified. Inside back inserts do not work on the outside of either painted or fabric backs.
_____		
_____		
_____		
_____		

# Full Height Inside Back Inserts

## 16" h to 50" h veneer

Template GSA

description	w	d	h	pattern no.	V1	V2	V3
50" h full height inside back insert, veneer 	15"	1/2"	50"	<b>BC1FVINS5015</b>	\$167.	\$193.	\$259.
	18"	1/2"	50"	<b>BC1FVINS5018</b>	167.	193.	259.
	24"	1/2"	50"	<b>BC1FVINS5024</b>	183.	211.	285.
	30"	1/2"	50"	<b>BC1FVINS5030</b>	202.	232.	313.
	36"	1/2"	50"	<b>BC1FVINS5036</b>	221.	254.	344.
	42"	1/2"	50"	<b>BC1FVINS5042</b>	244.	281.	380.
	48"	1/2"	50"	<b>BC1FVINS5048</b>	274.	315.	426.

### Order Code

Example:  
 \_\_\_\_\_  
 \_\_\_\_\_  
 \_\_\_\_\_  
 \_\_\_\_\_

### Specification Information

Veneer inside back inserts only work with painted backs of the same type and size.  
 Grain pattern is vertical.

### Application Notes



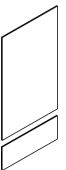
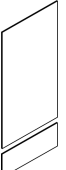
Inside back insert kits include veneer insert(s) that may be placed on the interior of a back matching the type and size of the insert specified.

Inside back inserts do not work on the outside of either painted or fabric backs.

# Full Height Inside Back Inserts

## 57" h to 78" h veneer

Template GSA

description	w	d	h	pattern no.	V1	V2	V3
57" h full height inside back insert, veneer 	15"	1/2"	57"	<b>BC1FVINS5715</b>	\$183.	\$211.	\$285.
	18"	1/2"	57"	<b>BC1FVINS5718</b>	202.	232.	313.
	24"	1/2"	57"	<b>BC1FVINS5724</b>	221.	254.	344.
	30"	1/2"	57"	<b>BC1FVINS5730</b>	244.	281.	380.
	36"	1/2"	57"	<b>BC1FVINS5736</b>	268.	308.	417.
	42"	1/2"	57"	<b>BC1FVINS5742</b>	296.	341.	459.
	48"	1/2"	57"	<b>BC1FVINS5748</b>	325.	374.	504.
64" h full height inside back insert, veneer 	15"	1/2"	64"	<b>BC1FVINS6415</b>	202.	232.	313.
	18"	1/2"	64"	<b>BC1FVINS6418</b>	221.	254.	344.
	24"	1/2"	64"	<b>BC1FVINS6424</b>	244.	281.	380.
	30"	1/2"	64"	<b>BC1FVINS6430</b>	268.	308.	417.
	36"	1/2"	64"	<b>BC1FVINS6436</b>	295.	340.	458.
	42"	1/2"	64"	<b>BC1FVINS6442</b>	325.	374.	504.
	48"	1/2"	64"	<b>BC1FVINS6448</b>	357.	412.	556.
71" h full height inside back insert, veneer 	15"	1/2"	71"	<b>BC1FVINS7115</b>	221.	254.	344.
	18"	1/2"	71"	<b>BC1FVINS7118</b>	244.	281.	380.
	24"	1/2"	71"	<b>BC1FVINS7124</b>	268.	308.	417.
	30"	1/2"	71"	<b>BC1FVINS7130</b>	295.	340.	458.
	36"	1/2"	71"	<b>BC1FVINS7136</b>	325.	374.	504.
	42"	1/2"	71"	<b>BC1FVINS7142</b>	357.	412.	556.
	48"	1/2"	71"	<b>BC1FVINS7148</b>	392.	452.	610.
78" h full height inside back insert, veneer 	18"	1/2"	78"	<b>BC1FVINS7818</b>	244.	281.	380.
	24"	1/2"	78"	<b>BC1FVINS7824</b>	268.	308.	417.
	30"	1/2"	78"	<b>BC1FVINS7830</b>	295.	340.	458.
	36"	1/2"	78"	<b>BC1FVINS7836</b>	325.	374.	504.
	42"	1/2"	78"	<b>BC1FVINS7842</b>	357.	412.	556.
	48"	1/2"	78"	<b>BC1FVINS7848</b>	397.	456.	617.

### Order Code

Example:  
\_\_\_\_\_  
\_\_\_\_\_  
\_\_\_\_\_  
\_\_\_\_\_

### Specification Information

Veneer inside back inserts only work with painted backs of the same type and size.  
Grain pattern is vertical.

### Application Notes

Inside back insert kits include veneer insert(s) that may be placed on the interior of a back matching the type and size of the insert specified.

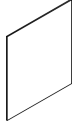
Inside back inserts do not work on the outside of either painted or fabric backs.

71" h and 78" h inside back insert kit includes two inserts to match the segmented back in those heights.

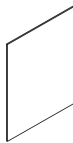
# Lower Inside Back Inserts

## 42" h, 44" h and 49" h fabric

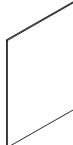
description	w	d	h	pattern no.	10	15	20	25	30	35	40	45
42" h lower inside back insert, fabric For use on 57" h unit with 15" h top pass-through or reversed storage	18"	1/2"	42"	<b>BC1LFINS4218</b>	\$112.	\$116.	\$122.	\$124.	\$127.	\$129.	\$131.	\$134.
	24"	1/2"	42"	<b>BC1LFINS4224</b>	126.	130.	136.	138.	142.	144.	147.	151.
	30"	1/2"	42"	<b>BC1LFINS4230</b>	138.	142.	150.	152.	157.	160.	163.	166.
	36"	1/2"	42"	<b>BC1LFINS4236</b>	160.	165.	172.	175.	180.	183.	186.	192.
	42"	1/2"	42"	<b>BC1LFINS4242</b>	175.	180.	190.	194.	199.	202.	206.	210.
	48"	1/2"	42"	<b>BC1LFINS4248</b>	180.	186.	196.	199.	205.	208.	211.	216.



44" h lower inside back insert, fabric For use on 64" h unit with 20" h top pass-through or reversed storage	18"	1/2"	44"	<b>BC1LFINS4418</b>	112.	116.	122.	124.	127.	129.	131.	134.
	24"	1/2"	44"	<b>BC1LFINS4424</b>	127.	131.	137.	139.	143.	145.	149.	152.
	30"	1/2"	44"	<b>BC1LFINS4430</b>	127.	131.	137.	139.	143.	145.	149.	152.
	36"	1/2"	44"	<b>BC1LFINS4436</b>	162.	167.	175.	178.	182.	185.	188.	195.
	42"	1/2"	44"	<b>BC1LFINS4442</b>	177.	183.	193.	196.	201.	205.	208.	213.
	48"	1/2"	44"	<b>BC1LFINS4448</b>	182.	188.	198.	202.	207.	210.	214.	219.



49" h lower inside back insert, fabric For use on 64" h unit with 15" h top pass-through or reversed storage	18"	1/2"	49"	<b>BC1LFINS4918</b>	117.	122.	127.	129.	133.	135.	137.	140.
	24"	1/2"	49"	<b>BC1LFINS4924</b>	132.	136.	143.	145.	150.	152.	156.	160.
	30"	1/2"	49"	<b>BC1LFINS4930</b>	140.	144.	152.	156.	160.	162.	165.	169.
	36"	1/2"	49"	<b>BC1LFINS4936</b>	172.	177.	185.	190.	196.	199.	202.	207.
	42"	1/2"	49"	<b>BC1LFINS4942</b>	179.	185.	195.	198.	203.	207.	210.	215.
	48"	1/2"	49"	<b>BC1LFINS4948</b>	184.	192.	200.	204.	209.	213.	216.	221.

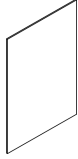


Order Code	Specification Information	Application Notes
Example: _____ _____ _____ _____	Fabric inside back inserts only work with painted or fabric backs of the same type and size.	Inside back insert kits include fabric insert(s) that may be placed on the interior of a back matching the type and size of the insert specified.  Inside back inserts do not work on the outside of either painted or fabric backs.


# Lower Inside Back Inserts

## *51" h, 56" h and 58" h fabric*

description	w	d	h	pattern no.	10	15	20	25	30	35	40	45
51" h lower inside back insert, fabric For use on 71" h unit with 20" h top pass-through or reversed storage	18"	1/2"	51"	<b>BC1LFINS5118</b>	\$121.	\$125.	\$131.	\$133.	\$136.	\$138.	\$141.	\$144.
	24"	1/2"	51"	<b>BC1LFINS5124</b>	137.	141.	149.	151.	156.	159.	161.	165.
	30"	1/2"	51"	<b>BC1LFINS5130</b>	145.	151.	158.	161.	165.	168.	171.	175.
	36"	1/2"	51"	<b>BC1LFINS5136</b>	182.	188.	198.	202.	207.	210.	214.	219.
	42"	1/2"	51"	<b>BC1LFINS5142</b>	190.	197.	206.	209.	215.	218.	222.	228.
	48"	1/2"	51"	<b>BC1LFINS5148</b>	212.	218.	229.	234.	240.	244.	248.	254.



56" h lower inside back insert, fabric For use on 71" h unit with 15" h top pass-through or reversed storage	18"	1/2"	56"	<b>BC1LFINS5618</b>	123.	127.	133.	135.	138.	141.	143.	146.
	24"	1/2"	56"	<b>BC1LFINS5624</b>	140.	144.	152.	156.	160.	162.	165.	169.
	30"	1/2"	56"	<b>BC1LFINS5630</b>	151.	157.	164.	167.	171.	174.	177.	181.
	36"	1/2"	56"	<b>BC1LFINS5636</b>	190.	197.	206.	209.	215.	218.	222.	228.
	42"	1/2"	56"	<b>BC1LFINS5642</b>	198.	204.	213.	217.	224.	227.	231.	238.
	48"	1/2"	56"	<b>BC1LFINS5648</b>	217.	225.	236.	240.	246.	250.	254.	261.



58" h lower inside back insert, fabric For use on 78" h unit with 20" h top pass-through or reversed storage	18"	1/2"	58"	<b>BC1LFINS5818</b>	125.	129.	135.	137.	141.	143.	145.	150.
	24"	1/2"	58"	<b>BC1LFINS5824</b>	141.	145.	153.	157.	161.	163.	166.	170.
	30"	1/2"	58"	<b>BC1LFINS5830</b>	155.	160.	167.	170.	174.	177.	180.	184.
	36"	1/2"	58"	<b>BC1LFINS5836</b>	195.	201.	210.	214.	219.	224.	228.	234.
	42"	1/2"	58"	<b>BC1LFINS5842</b>	203.	209.	219.	224.	229.	234.	238.	244.
	48"	1/2"	58"	<b>BC1LFINS5848</b>	220.	228.	239.	243.	250.	254.	259.	265.

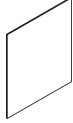


Order Code	Specification Information	Application Notes
Example: _____ _____ _____ _____	Fabric inside back inserts only work with painted or fabric backs of the same type and size.	Inside back insert kits include fabric insert(s) that may be placed on the interior of a back matching the type and size of the insert specified.  Inside back inserts do not work on the outside of either painted or fabric backs.

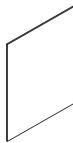
# Lower Inside Back Inserts

42" h, 44" h and 49" h veneer

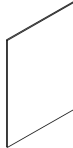
description	w	d	h	pattern no.	V1	V2	V3
42" h lower inside back insert, veneer For use on 57" h unit with 15" h top pass-through or reversed storage	18"	1/2"	42"	<b>BC1LVINS4218</b>	\$159.	\$181.	\$245.
	24"	1/2"	42"	<b>BC1LVINS4224</b>	174.	201.	270.
	30"	1/2"	42"	<b>BC1LVINS4230</b>	192.	219.	296.
	36"	1/2"	42"	<b>BC1LVINS4236</b>	210.	242.	328.
	42"	1/2"	42"	<b>BC1LVINS4242</b>	231.	266.	359.
	48"	1/2"	42"	<b>BC1LVINS4248</b>	254.	293.	396.



44" h lower inside back insert, veneer For use on 64" h unit with 20" h top pass-through or reversed storage	18"	1/2"	44"	<b>BC1LVINS4418</b>	174.	201.	270.
	24"	1/2"	44"	<b>BC1LVINS4424</b>	192.	219.	296.
	30"	1/2"	44"	<b>BC1LVINS4430</b>	210.	242.	328.
	36"	1/2"	44"	<b>BC1LVINS4436</b>	231.	266.	359.
	42"	1/2"	44"	<b>BC1LVINS4442</b>	254.	293.	396.
	48"	1/2"	44"	<b>BC1LVINS4448</b>	280.	323.	435.



49" h lower inside back insert, veneer For use on 64" h unit with 15" h top pass-through or reversed storage	18"	1/2"	49"	<b>BC1LVINS4918</b>	192.	219.	296.
	24"	1/2"	49"	<b>BC1LVINS4924</b>	210.	242.	328.
	30"	1/2"	49"	<b>BC1LVINS4930</b>	231.	266.	359.
	36"	1/2"	49"	<b>BC1LVINS4936</b>	254.	293.	396.
	42"	1/2"	49"	<b>BC1LVINS4942</b>	280.	323.	435.
	48"	1/2"	49"	<b>BC1LVINS4948</b>	307.	354.	478.





Order Code	Specification Information	Application Notes
Example: _____ _____ _____ _____	Veneer inside back inserts only work with painted backs of the same type and size.  Grain pattern is vertical.	Inside back insert kits include veneer insert(s) that may be placed on the interior of a back matching the type and size of the insert specified.  Inside back inserts do not work on the outside of either painted or fabric backs.


# Lower Inside Back Inserts

## *51" h, 56" h and 58" h veneer*

Template GSA

description	w	d	h	pattern no.	V1	V2	V3
51" h lower inside back insert, veneer For use on 71" h unit with 20" h top pass-through or reversed storage  	18"	1/2"	51"	<b>BC1LVINS5118</b>	\$170.	\$196.	\$263.
	24"	1/2"	51"	<b>BC1LVINS5124</b>	186.	214.	289.
	30"	1/2"	51"	<b>BC1LVINS5130</b>	206.	237.	320.
	36"	1/2"	51"	<b>BC1LVINS5136</b>	226.	260.	351.
	42"	1/2"	51"	<b>BC1LVINS5142</b>	248.	285.	385.
	48"	1/2"	51"	<b>BC1LVINS5148</b>	273.	314.	425.

56" h lower inside back insert, veneer For use on 71" h unit with 15" h top pass-through or reversed storage  	18"	1/2"	56"	<b>BC1LVINS5618</b>	183.	211.	285.
	24"	1/2"	56"	<b>BC1LVINS5624</b>	202.	232.	313.
	30"	1/2"	56"	<b>BC1LVINS5630</b>	221.	254.	344.
	36"	1/2"	56"	<b>BC1LVINS5636</b>	244.	281.	380.
	42"	1/2"	56"	<b>BC1LVINS5642</b>	268.	308.	417.
	48"	1/2"	56"	<b>BC1LVINS5648</b>	296.	341.	459.

58" h lower inside back insert, veneer For use on 78" h unit with 20" h top pass-through or reversed storage  	18"	1/2"	58"	<b>BC1LVINS5818</b>	202.	232.	313.
	24"	1/2"	58"	<b>BC1LVINS5824</b>	221.	254.	344.
	30"	1/2"	58"	<b>BC1LVINS5830</b>	244.	281.	380.
	36"	1/2"	58"	<b>BC1LVINS5836</b>	268.	308.	417.
	42"	1/2"	58"	<b>BC1LVINS5842</b>	295.	340.	458.
	48"	1/2"	58"	<b>BC1LVINS5848</b>	325.	374.	504.

Order Code	Specification Information	Application Notes	
Example: <hr/> <hr/> <hr/> <hr/>	Veneer inside back inserts only work with painted backs of the same type and size.  Grain pattern is vertical.	Inside back insert kits include veneer insert(s) that may be placed on the interior of a back matching the type and size of the insert specified.	Inside back inserts do not work on the outside of either painted or fabric backs.

# Upper Inside Back Inserts

## 14" h, 15" h, 20" h and 22" h fabric

Template GSA

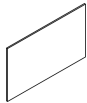
description	w	d	h	pattern no.	10	15	20	25	30	35	40	45
14" h upper inside back insert, fabric For use on 42" h unit with reversal at worksurface height (not compatible with 15" h door components)	18"	1/2"	14"	<b>BC1UFINS1418</b>	\$66.	\$68.	\$71.	\$73.	\$75.	\$76.	\$77.	\$79.
	24"	1/2"	14"	<b>BC1UFINS1424</b>	70.	72.	76.	77.	79.	80.	82.	84.
	30"	1/2"	14"	<b>BC1UFINS1430</b>	74.	77.	80.	81.	84.	85.	87.	89.
	36"	1/2"	14"	<b>BC1UFINS1436</b>	78.	81.	84.	87.	89.	91.	92.	94.
	42"	1/2"	14"	<b>BC1UFINS1442</b>	80.	83.	88.	89.	91.	93.	94.	97.
	48"	1/2"	14"	<b>BC1UFINS1448</b>	85.	89.	93.	95.	97.	99.	100.	103.



15" h upper inside back insert, fabric For use on 57" h and taller units with pass-through or reversed shelf storage below (compatible with all 15" h door kits)	18"	1/2"	15"	<b>BC1UFINS1518</b>	67.	69.	73.	74.	76.	77.	78.	80.
	24"	1/2"	15"	<b>BC1UFINS1524</b>	71.	74.	77.	78.	80.	82.	83.	85.
	30"	1/2"	15"	<b>BC1UFINS1530</b>	75.	78.	81.	83.	85.	87.	89.	91.
	36"	1/2"	15"	<b>BC1UFINS1536</b>	79.	82.	85.	88.	90.	92.	93.	95.
	42"	1/2"	15"	<b>BC1UFINS1542</b>	81.	84.	89.	90.	93.	94.	96.	98.
	48"	1/2"	15"	<b>BC1UFINS1548</b>	87.	90.	94.	96.	98.	100.	101.	104.
	60"	1/2"	15"	<b>BC1UFINS1560</b>	97.	100.	104.	108.	110.	112.	113.	116.
	72"	1/2"	15"	<b>BC1UFINS1572</b>	*	*	*	*	*	*	*	*



20" h upper inside back insert, fabric For use on 57" h and taller units with pass-through or reversed shelf storage below (compatible with all 20" h door kits)	18"	1/2"	20"	<b>BC1UFINS2018</b>	89.	92.	96.	98.	100.	102.	104.	108.
	24"	1/2"	20"	<b>BC1UFINS2024</b>	83.	87.	91.	92.	95.	96.	98.	100.
	30"	1/2"	20"	<b>BC1UFINS2030</b>	92.	95.	99.	101.	104.	108.	109.	112.
	36"	1/2"	20"	<b>BC1UFINS2036</b>	99.	102.	109.	111.	114.	116.	117.	121.
	42"	1/2"	20"	<b>BC1UFINS2042</b>	103.	108.	113.	115.	118.	121.	123.	126.
	48"	1/2"	20"	<b>BC1UFINS2048</b>	110.	114.	119.	122.	125.	127.	129.	132.
	60"	1/2"	20"	<b>BC1UFINS2060</b>	121.	125.	130.	132.	135.	137.	139.	142.
	72"	1/2"	20"	<b>BC1UFINS2072</b>	*	*	*	*	*	*	*	*

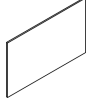


Order Code	Specification Information	Application Information
Example: _____ _____ _____ _____	Fabric inside back inserts only work with painted or fabric backs of the same type and size.	Inside back insert kits include fabric insert(s) that may be placed on the interior of a back matching the type and size of the insert specified.  Inside back inserts do not work on the outside of either painted or fabric backs.  *72" w fabric backs need to be quoted as special product due to railroading of fabric.

# Upper Inside Back Inserts

*14" h, 15" h, 20" h and 22" h fabric*

description	w	d	h	pattern no.	10	15	20	25	30	35	40	45
22" h upper inside back insert, fabric	18"	1/2"	22"	<b>BC1UFINS2218</b>	\$97.	\$100.	\$107.	\$109.	\$111.	\$113.	\$115.	\$118.
For use on 50" h unit reversal at worksurface height	24"	1/2"	22"	<b>BC1UFINS2224</b>	92.	95.	99.	101.	104.	108.	109.	112.
	30"	1/2"	22"	<b>BC1UFINS2230</b>	101.	104.	111.	113.	116.	118.	121.	124.
	36"	1/2"	22"	<b>BC1UFINS2236</b>	111.	115.	121.	123.	126.	128.	130.	133.
	42"	1/2"	22"	<b>BC1UFINS2242</b>	115.	119.	125.	127.	131.	133.	135.	138.
	48"	1/2"	22"	<b>BC1UFINS2248</b>	121.	125.	131.	133.	136.	138.	141.	144.



**Order Code**

Example:  
 \_\_\_\_\_  
 \_\_\_\_\_  
 \_\_\_\_\_  
 \_\_\_\_\_

**Specification Information**

Fabric inside back inserts only work with painted or fabric backs of the same type and size.

**Application Information**

Inside back insert kits include fabric insert(s) that may be placed on the interior of a back matching the type and size of the insert specified.

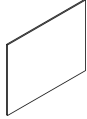
Inside back inserts do not work on the outside of either painted or fabric backs.

\*72" w fabric backs need to be quoted as special product due to railroading of fabric.

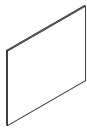
# Upper Inside Back Inserts

## 28"h, 29"h, 35"h and 36"h fabric

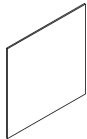
description	w	d	h	pattern no.	10	15	20	25	30	35	40	45
28"h upper inside back insert, fabric For use on 50"h unit reversal at credenza height	18"	1/2"	28"	<b>BC1UFINS2818</b>	\$107.	\$110.	\$115.	\$117.	\$121.	\$123.	\$125.	\$128.
	24"	1/2"	28"	<b>BC1UFINS2824</b>	118.	123.	128.	131.	134.	136.	138.	142.
	30"	1/2"	28"	<b>BC1UFINS2830</b>	131.	135.	141.	144.	147.	151.	153.	158.
	36"	1/2"	28"	<b>BC1UFINS2836</b>	141.	145.	153.	157.	161.	163.	166.	170.
	42"	1/2"	28"	<b>BC1UFINS2842</b>	147.	153.	161.	163.	168.	170.	173.	177.
	48"	1/2"	28"	<b>BC1UFINS2848</b>	155.	160.	167.	170.	174.	177.	180.	184.



29"h upper inside back insert, fabric For use on 50"h unit reversal at worksurface height	18"	1/2"	29"	<b>BC1UFINS2918</b>	107.	110.	115.	117.	121.	123.	125.	128.
	24"	1/2"	29"	<b>BC1UFINS2924</b>	118.	123.	128.	131.	134.	136.	138.	142.
	30"	1/2"	29"	<b>BC1UFINS2930</b>	131.	135.	141.	144.	147.	151.	153.	158.
	36"	1/2"	29"	<b>BC1UFINS2936</b>	141.	145.	153.	157.	161.	163.	166.	170.
	42"	1/2"	29"	<b>BC1UFINS2942</b>	147.	153.	161.	163.	168.	170.	173.	177.
	48"	1/2"	29"	<b>BC1UFINS2948</b>	155.	160.	167.	170.	174.	177.	180.	184.



35"h upper inside back insert, fabric For use on 50"h unit reversal at credenza height	18"	1/2"	35"	<b>BC1UFINS3518</b>	112.	116.	122.	124.	127.	129.	131.	134.
	24"	1/2"	35"	<b>BC1UFINS3524</b>	125.	129.	135.	137.	141.	143.	145.	150.
	30"	1/2"	35"	<b>BC1UFINS3530</b>	137.	141.	149.	151.	156.	159.	161.	160.
	36"	1/2"	35"	<b>BC1UFINS3536</b>	151.	157.	164.	167.	171.	174.	177.	181.
	42"	1/2"	35"	<b>BC1UFINS3542</b>	157.	162.	169.	172.	177.	180.	182.	187.
	48"	1/2"	35"	<b>BC1UFINS3548</b>	163.	168.	176.	179.	183.	186.	192.	196.

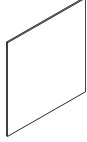


Order Code	Specificaiton Information	Application Notes
Example: _____ _____ _____ _____	Fabric inside back inserts only work with painted or fabric backs of the same type and size.	Inside back insert kits include fabric insert(s) that may be placed on the interior of a back matching the type and size of the insert specified.  Inside back inserts do not work on the outside of either painted or fabric backs.

# Upper Inside Back Inserts

28"h, 29"h, 35"h and 36"h fabric

description	w	d	h	pattern no.	10	15	20	25	30	35	40	45
36"h upper inside back insert, fabric	18"	1/2"	36"	<b>BC1UFINS3618</b>	\$112.	\$116.	\$122.	\$124.	\$127.	\$129.	\$131.	\$134.
For use on 64"h unit reversal at worksurface height	24"	1/2"	36"	<b>BC1UFINS3624</b>	125.	129.	135.	137.	141.	143.	145.	150.
	30"	1/2"	36"	<b>BC1UFINS3630</b>	137.	141.	149.	151.	156.	159.	161.	165.
	36"	1/2"	36"	<b>BC1UFINS3636</b>	151.	157.	164.	167.	171.	174.	177.	181.
	42"	1/2"	36"	<b>BC1UFINS3642</b>	157.	162.	169.	172.	177.	180.	182.	187.
	48"	1/2"	36"	<b>BC1UFINS3648</b>	163.	168.	176.	179.	183.	186.	192.	196.



**Order Code**

**Specificaiton Information**

**Application Notes**

Example:  
 \_\_\_\_\_  
 \_\_\_\_\_  
 \_\_\_\_\_  
 \_\_\_\_\_

Fabric inside back inserts only work with painted or fabric backs of the same type and size.

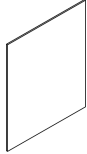
Inside back insert kits include fabric insert(s) that may be placed on the interior of a back matching the type and size of the insert specified.

Inside back inserts do not work on the outside of either painted or fabric backs.

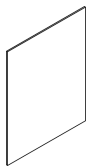
# Upper Inside Back Inserts

## 42" h, 43" h and 49" h fabric

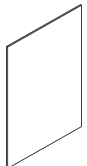
description	w	d	he	pattern no.	10	15	20	25	30	35	40	45
42" h upper inside back insert, fabric	18"	1/2"	42"	<b>BC1UFINS4218</b>	\$118.	\$123.	\$128.	\$131.	\$132.	\$136.	\$138.	\$142.
For use on 64" h unit reversal at credenza height	24"	1/2"	42"	<b>BC1UFINS4224</b>	130.	134.	140.	143.	146.	150.	152.	157.
	30"	1/2"	42"	<b>BC1UFINS4230</b>	142.	147.	155.	158.	162.	165.	167.	171.
	36"	1/2"	42"	<b>BC1UFINS4236</b>	160.	165.	172.	175.	180.	183.	186.	192.
	42"	1/2"	42"	<b>BC1UFINS4242</b>	181.	187.	197.	201.	206.	209.	213.	218.
	48"	1/2"	42"	<b>BC1UFINS4248</b>	188.	196.	205.	208.	214.	217.	221.	227.



43" h upper inside back insert, fabric	18"	1/2"	43"	<b>BC1UFINS4318</b>	118.	123.	128.	131.	134.	136.	138.	142.
For use on 71" h unit reversal at worksurface height	24"	1/2"	43"	<b>BC1UFINS4324</b>	130.	134.	140.	143.	146.	150.	152.	157.
	30"	1/2"	43"	<b>BC1UFINS4330</b>	142.	147.	155.	158.	162.	165.	167.	171.
	36"	1/2"	43"	<b>BC1UFINS4336</b>	160.	165.	172.	175.	180.	183.	186.	192.
	42"	1/2"	43"	<b>BC1UFINS4342</b>	181.	187.	197.	201.	206.	209.	213.	218.
	48"	1/2"	43"	<b>BC1UFINS4348</b>	188.	196.	205.	208.	214.	217.	221.	227.



49" h upper inside back insert, fabric	18"	1/2"	49"	<b>BC1UFINS4918</b>	123.	127.	132.	135.	138.	140.	143.	147.
For use on 71" h unit reversal at credenza height	24"	1/2"	49"	<b>BC1UFINS4924</b>	134.	138.	145.	149.	152.	156.	158.	162.
	30"	1/2"	49"	<b>BC1UFINS4930</b>	147.	153.	160.	163.	167.	170.	172.	177.
	36"	1/2"	49"	<b>BC1UFINS4936</b>	165.	170.	178.	181.	186.	190.	194.	198.
	42"	1/2"	49"	<b>BC1UFINS4942</b>	187.	195.	203.	208.	213.	216.	220.	226.
	48"	1/2"	49"	<b>BC1UFINS4948</b>	196.	202.	212.	215.	221.	225.	229.	235.



Order Code	Specification Information	Application Notes
Example: _____ _____ _____ _____	Fabric inside back inserts only work with painted or fabric backs of the same type and size.	Inside back insert kits include fabric insert(s) that may be placed on the interior of a back matching the type and size of the insert specified.  Inside back inserts do not work on the outside of either painted or fabric backs.

# Upper Inside Back Inserts

14" h, 15" h, 20" h and 22" h veneer

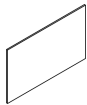
description	w	d	h	pattern no.	V1	V2	V3
14" h upper inside back insert, veneer For use on 42" h unit reversal at worksurface height (not compatible with 15" h door components)	18"	1/2"	14"	<b>BC1UVINS1418</b>	\$129.	\$147.	\$200.
	24"	1/2"	14"	<b>BC1UVINS1424</b>	131.	150.	202.
	30"	1/2"	14"	<b>BC1UVINS1430</b>	143.	165.	221.
	36"	1/2"	14"	<b>BC1UVINS1436</b>	159.	181.	245.
	42"	1/2"	14"	<b>BC1UVINS1442</b>	174.	201.	270.
	48"	1/2"	14"	<b>BC1UVINS1448</b>	192.	219.	296.



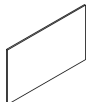
15" h upper inside back insert, veneer For use on 57" h and taller units with pass-through or reversed shelf storage below (compatible with all 15" h door kits)	18"	1/2"	15"	<b>BC1UVINS1518</b>	129.	147.	200.
	24"	1/2"	15"	<b>BC1UVINS1524</b>	131.	150.	202.
	30"	1/2"	15"	<b>BC1UVINS1530</b>	143.	165.	221.
	36"	1/2"	15"	<b>BC1UVINS1536</b>	159.	181.	245.
	42"	1/2"	15"	<b>BC1UVINS1542</b>	174.	201.	270.
	48"	1/2"	15"	<b>BC1UVINS1548</b>	192.	219.	296.
	60"	1/2"	15"	<b>BC1UVINS1560</b>	207.	239.	324.
	72"	1/2"	15"	<b>BC1UVINS1572</b>	210.	242.	328.



20" h upper inside back insert, veneer For use on 57" h and taller units with pass-through or reversed shelf storage below (compatible with all 20" h door kits)	18"	1/2"	20"	<b>BC1UVINS2018</b>	132.	152.	205.
	24"	1/2"	20"	<b>BC1UVINS2024</b>	144.	166.	224.
	30"	1/2"	20"	<b>BC1UVINS2030</b>	160.	183.	248.
	36"	1/2"	20"	<b>BC1UVINS2036</b>	175.	202.	272.
	42"	1/2"	20"	<b>BC1UVINS2042</b>	194.	221.	299.
	48"	1/2"	20"	<b>BC1UVINS2048</b>	212.	244.	331.
	60"	1/2"	20"	<b>BC1UVINS2060</b>	228.	263.	357.
	72"	1/2"	20"	<b>BC1UVINS2072</b>	234.	268.	364.



22" h upper inside back insert, veneer For use on 50" h unit reversal at worksurface height.	18"	1/2"	22"	<b>BC1UVINS2218</b>	134.	155.	208.
	24"	1/2"	22"	<b>BC1UVINS2224</b>	147.	170.	229.
	30"	1/2"	22"	<b>BC1UVINS2230</b>	162.	185.	250.
	36"	1/2"	22"	<b>BC1UVINS2236</b>	178.	205.	277.
	42"	1/2"	22"	<b>BC1UVINS2242</b>	196.	225.	303.
	48"	1/2"	22"	<b>BC1UVINS2248</b>	215.	247.	335.



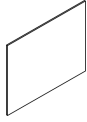
Order Code	Specification Information	Application Notes
Example: _____ _____ _____ _____	Veneer inside back inserts only work with painted backs of the same type and size.  Grain direction is vertical.	Inside back insert kits include veneer insert(s) that may be placed on the interior of a back matching the type and size of the insert specified.  Inside back inserts do not work on the outside of either painted or fabric backs.

# Upper Inside Back Inserts

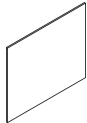
28"h, 29"h, 35"h and 36"h veneer

Template GSA

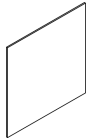
description	w	d	h	pattern no.	V1	V2	V3
28"h upper inside back insert, veneer	18"	1/2"	28"	<b>BC1UVINS2818</b>	\$137.	\$158.	\$212.
For use on 50"h unit reversal at credenza height	24"	1/2"	28"	<b>BC1UVINS2824</b>	151.	173.	234.
	30"	1/2"	28"	<b>BC1UVINS2830</b>	166.	190.	256.
	36"	1/2"	28"	<b>BC1UVINS2836</b>	182.	210.	283.
	42"	1/2"	28"	<b>BC1UVINS2842</b>	201.	230.	310.
	48"	1/2"	28"	<b>BC1UVINS2848</b>	220.	253.	343.



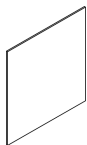
29"h upper inside back insert, veneer	18"	1/2"	29"	<b>BC1UVINS2918</b>	138.	160.	215.
For use on 57"h unit reversal at worksurface height	24"	1/2"	29"	<b>BC1UVINS2924</b>	152.	174.	235.
	30"	1/2"	29"	<b>BC1UVINS2930</b>	167.	193.	259.
	36"	1/2"	29"	<b>BC1UVINS2936</b>	183.	211.	285.
	42"	1/2"	29"	<b>BC1UVINS2942</b>	202.	232.	313.
	48"	1/2"	29"	<b>BC1UVINS2948</b>	221.	254.	344.



35"h upper inside back insert, veneer	18"	1/2"	35"	<b>BC1UVINS3518</b>	143.	165.	221.
For use on 57"h unit reversal at credenza height	24"	1/2"	35"	<b>BC1UVINS3524</b>	159.	181.	245.
	30"	1/2"	35"	<b>BC1UVINS3530</b>	173.	199.	267.
	36"	1/2"	35"	<b>BC1UVINS3536</b>	192.	219.	296.
	42"	1/2"	35"	<b>BC1UVINS3542</b>	210.	242.	328.
	48"	1/2"	35"	<b>BC1UVINS3548</b>	230.	265.	358.



36"h upper inside back insert, veneer	18"	1/2"	36"	<b>BC1UVINS3618</b>	144.	166.	224.
For use on 64"h unit reversal at worksurface height	24"	1/2"	36"	<b>BC1UVINS3624</b>	160.	183.	248.
	30"	1/2"	36"	<b>BC1UVINS3630</b>	175.	202.	272.
	36"	1/2"	36"	<b>BC1UVINS3636</b>	193.	220.	298.
	42"	1/2"	36"	<b>BC1UVINS3642</b>	211.	243.	329.
	48"	1/2"	36"	<b>BC1UVINS3648</b>	232.	267.	362.

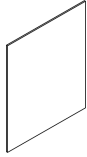


Order Code	Specification Information	Application Notes
Example: _____ _____ _____ _____	Veneer inside back inserts only work with painted backs of the same type and size.  Grain direction is vertical.	Inside back insert kits include veneer insert(s) that may be placed on the interior of a back matching the type and size of the insert specified.  Inside back inserts do not work on the outside of either painted or fabric backs.

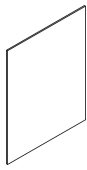
# Upper Inside Back Inserts

42" h, 43" h and 49" h veneer

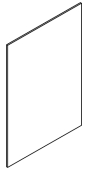
description	w	d	h	pattern no.	V1	V2	V3
42" h upper inside back insert, veneer	18"	1/2"	42"	<b>BC1UVINS4218</b>	\$151.	\$173.	\$234.
For use on 64" h unit reversal at credenza height	24"	1/2"	42"	<b>BC1UVINS4224</b>	166.	190.	256.
	30"	1/2"	42"	<b>BC1UVINS4230</b>	182.	210.	283.
	36"	1/2"	42"	<b>BC1UVINS4236</b>	201.	230.	310.
	42"	1/2"	42"	<b>BC1UVINS4242</b>	220.	253.	343.
	48"	1/2"	42"	<b>BC1UVINS4248</b>	243.	279.	377.



43" h upper inside back insert, veneer	18"	1/2"	43"	<b>BC1UVINS4318</b>	153.	176.	238.
For use on 71" h unit reversal at worksurface height	24"	1/2"	43"	<b>BC1UVINS4324</b>	168.	194.	261.
	30"	1/2"	43"	<b>BC1UVINS4330</b>	184.	212.	286.
	36"	1/2"	43"	<b>BC1UVINS4336</b>	204.	235.	315.
	42"	1/2"	43"	<b>BC1UVINS4342</b>	224.	348.	258.
	48"	1/2"	43"	<b>BC1UVINS4348</b>	246.	283.	382.




49" h upper inside back insert, veneer	18"	1/2"	49"	<b>BC1UVINS4918</b>	160.	183.	248.
For use on 71" h unit reversal at credenza height	24"	1/2"	49"	<b>BC1UVINS4924</b>	175.	202.	272.
	30"	1/2"	49"	<b>BC1UVINS4930</b>	194.	221.	299.
	36"	1/2"	49"	<b>BC1UVINS4936</b>	212.	244.	331.
	42"	1/2"	49"	<b>BC1UVINS4942</b>	234.	268.	364.
	48"	1/2"	49"	<b>BC1UVINS4948</b>	256.	295.	398.

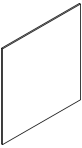


Order Code	Specification Information	Application Notes
Example: _____ _____ _____ _____	Veneer inside back inserts only work with painted backs of the same type and size.  Grain direction is vertical.	Inside back insert kits include veneer insert(s) that may be placed on the interior of a back matching the type and size of the insert specified.  Inside back inserts do not work on the outside of either painted or fabric backs.

# Mid Inside Back Inserts

## 57" h unit fabric

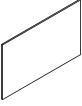
description	w	d	h	pattern no.	10	15	20	25	30	35	40	45
Mid inside back insert for 57" h unit, fabric reversal at worksurface height with 15" upper storage 	18"	1/2"	14"	<b>BC1MFINS1418</b>	\$100.	\$104.	\$110.	\$112.	\$115.	\$117.	\$119.	\$123.
	24"	1/2"	14"	<b>BC1MFINS1424</b>	100.	104.	110.	112.	115.	117.	119.	123.
	30"	1/2"	14"	<b>BC1MFINS1430</b>	104.	109.	114.	116.	119.	122.	124.	127.
	36"	1/2"	14"	<b>BC1MFINS1436</b>	115.	119.	125.	127.	131.	133.	135.	138.
	42"	1/2"	14"	<b>BC1MFINS1442</b>	117.	122.	127.	129.	133.	135.	137.	140.
	48"	1/2"	14"	<b>BC1MFINS1448</b>	119.	124.	129.	132.	135.	137.	140.	143.
	60"	1/2"	14"	<b>BC1MFINS1460</b>	130.	134.	139.	142.	145.	147.	151.	155.
	72"	1/2"	14"	<b>BC1MFINS1472</b>	*	*	*	*	*	*	*	*

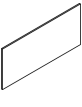
Mid inside back insert for 57" h unit, fabric reversal at credenza height with 15" upper storage 	18"	1/2"	20"	<b>BC1MFINS2018</b>	115.	119.	125.	127.	131.	133.	135.	138.
	24"	1/2"	20"	<b>BC1MFINS2024</b>	115.	119.	125.	127.	131.	133.	135.	138.
	30"	1/2"	20"	<b>BC1MFINS2030</b>	119.	124.	129.	132.	135.	137.	140.	143.
	36"	1/2"	20"	<b>BC1MFINS2036</b>	133.	137.	143.	146.	151.	153.	157.	160.
	42"	1/2"	20"	<b>BC1MFINS2042</b>	136.	140.	147.	150.	155.	158.	160.	164.
	48"	1/2"	20"	<b>BC1MFINS2048</b>	140.	144.	152.	156.	160.	162.	165.	169.
	60"	1/2"	20"	<b>BC1MFINS2060</b>	151.	156.	163.	166.	170.	172.	175.	179.
	72"	1/2"	20"	<b>BC1MFINS2072</b>	*	*	*	*	*	*	*	*

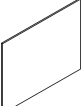
Order Code	Specification Information	Application Notes
Example: _____ _____ _____ _____	Fabric inside back inserts only work with painted or fabric backs of the same type and size.	Inside back insert kits include fabric insert(s) that may be placed on the interior of a back matching the type and size of the insert specified.  Inside back inserts to not work on the outside of either painted or fabric backs.

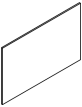
# Mid Inside Back Inserts

## 64" h unit fabric

description	w	d	h	pattern no.	10	15	20	25	30	35	40	45
Mid inside back insert for 64" h unit, fabric reversal at worksurface height with 15" upper storage 	18"	1/2"	21"	<b>BC1MFINS2118</b>	\$115.	\$119.	\$125.	\$127.	\$131.	\$133.	\$135.	\$138.
	24"	1/2"	21"	<b>BC1MFINS2124</b>	115.	119.	125.	127.	131.	133.	135.	138.
	30"	1/2"	21"	<b>BC1MFINS2130</b>	119.	124.	129.	132.	135.	137.	140.	143.
	36"	1/2"	21"	<b>BC1MFINS2136</b>	133.	137.	143.	146.	151.	153.	157.	160.
	42"	1/2"	21"	<b>BC1MFINS2142</b>	136.	140.	147.	150.	155.	158.	160.	164.
	48"	1/2"	21"	<b>BC1MFINS2148</b>	140.	144.	152.	156.	160.	162.	165.	169.
	60"	1/2"	21"	<b>BC1MFINS2160</b>	151.	156.	163.	166.	170.	172.	175.	179.
	72"	1/2"	21"	<b>BC1MFINS2172</b>	*	*	*	*	*	*	*	*

Mid inside back insert for 64" h unit, fabric reversal at worksurface height with 20" upper storage 	18"	1/2"	16"	<b>BC1MFINS1618</b>	104.	109.	114.	116.	119.	122.	124.	127.
	24"	1/2"	16"	<b>BC1MFINS1624</b>	104.	109.	114.	116.	119.	122.	124.	127.
	30"	1/2"	16"	<b>BC1MFINS1630</b>	110.	114.	119.	122.	125.	127.	129.	132.
	36"	1/2"	16"	<b>BC1MFINS1636</b>	119.	124.	129.	132.	135.	137.	140.	143.
	42"	1/2"	16"	<b>BC1MFINS1642</b>	123.	127.	133.	135.	138.	141.	143.	146.
	48"	1/2"	16"	<b>BC1MFINS1648</b>	126.	130.	136.	138.	142.	144.	147.	151.
	60"	1/2"	16"	<b>BC1MFINS1660</b>	136.	140.	146.	149.	153.	156.	159.	162.
	72"	1/2"	16"	<b>BC1MFINS1672</b>	*	*	*	*	*	*	*	*

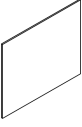
Mid inside back insert for 64" h unit, fabric reversal at credenza height with 15" upper storage 	18"	1/2"	27"	<b>BC1MFINS2718</b>	124.	128.	134.	136.	140.	142.	145.	145.
	24"	1/2"	27"	<b>BC1MFINS2724</b>	124.	128.	134.	136.	140.	142.	145.	147.
	30"	1/2"	27"	<b>BC1MFINS2730</b>	128.	132.	138.	141.	144.	146.	149.	153.
	36"	1/2"	27"	<b>BC1MFINS2736</b>	147.	153.	161.	164.	168.	171.	174.	178.
	42"	1/2"	27"	<b>BC1MFINS2742</b>	153.	158.	165.	168.	173.	176.	178.	183.
	48"	1/2"	27"	<b>BC1MFINS2748</b>	158.	163.	171.	174.	178.	181.	184.	188.
	60"	1/2"	27"	<b>BC1MFINS2760</b>	168.	173.	181.	184.	188.	193.	196.	200.
	72"	1/2"	27"	<b>BC1MFINS2772</b>	*	*	*	*	*	*	*	*

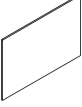
Mid inside back insert for 64" h unit, fabric reversal at credenza height with 20" upper storage 	18"	1/2"	22"	<b>BC1MFINS2218</b>	118.	123.	128.	130.	134.	136.	138.	141.
	24"	1/2"	22"	<b>BC1MFINS2224</b>	118.	123.	128.	130.	134.	136.	138.	141.
	30"	1/2"	22"	<b>BC1MFINS2230</b>	123.	127.	132.	135.	138.	140.	143.	146.
	36"	1/2"	22"	<b>BC1MFINS2236</b>	136.	140.	146.	150.	156.	158.	161.	164.
	42"	1/2"	22"	<b>BC1MFINS2242</b>	139.	143.	151.	155.	159.	162.	164.	168.
	48"	1/2"	22"	<b>BC1MFINS2248</b>	143.	147.	157.	160.	164.	166.	169.	173.
	60"	1/2"	22"	<b>BC1MFINS2260</b>	155.	159.	167.	170.	174.	176.	179.	183.
	72"	1/2"	22"	<b>BC1MFINS2272</b>	*	*	*	*	*	*	*	*

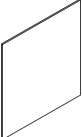
Order Code	Specification Information	Application Notes
Example: _____ _____ _____ _____	Fabric inside back inserts only work with painted or fabric backs of the same type and size.	Inside back insert kits include fabric insert(s) that may be placed on the interior of a back matching the type and size of the insert specified.  Inside back inserts to not work on the outside of either painted or fabric backs.  *72" w fabric backs need to be quoted as special product due to railroading of fabric.

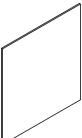
# Mid Inside Back Inserts

## 71" h unit fabric

description	w	d	h	pattern no.	10	15	20	25	30	35	40	45
Mid inside back insert for 71" h unit, fabric reversal at worksurface height with 15" upper storage 	18"	1/2"	28"	<b>BC1MFINS2818</b>	\$127.	\$131.	\$137.	\$139.	\$143.	\$145.	\$149.	\$152.
	24"	1/2"	28"	<b>BC1MFINS2824</b>	127.	131.	137.	139.	143.	145.	149.	152.
	30"	1/2"	28"	<b>BC1MFINS2830</b>	131.	135.	141.	144.	147.	151.	153.	158.
	36"	1/2"	28"	<b>BC1MFINS2836</b>	152.	158.	165.	168.	172.	175.	178.	182.
	42"	1/2"	28"	<b>BC1MFINS2842</b>	157.	162.	169.	172.	177.	180.	182.	187.
	48"	1/2"	28"	<b>BC1MFINS2848</b>	162.	167.	175.	178.	182.	185.	188.	195.
	60"	1/2"	28"	<b>BC1MFINS2860</b>	172.	177.	185.	188.	194.	197.	200.	205.
	72"	1/2"	28"	<b>BC1MFINS2872</b>	*	*	*	*	*	*	*	*

Mid inside back insert for 71" h unit, fabric reversal at worksurface height with 20" upper storage 	18"	1/2"	23"	<b>BC1MFINS2318</b>	118.	123.	128.	131.	134.	136.	138.	142.
	24"	1/2"	23"	<b>BC1MFINS2324</b>	118.	123.	128.	131.	134.	136.	138.	142.
	30"	1/2"	23"	<b>BC1MFINS2330</b>	123.	127.	133.	135.	138.	141.	143.	146.
	36"	1/2"	23"	<b>BC1MFINS2336</b>	139.	143.	151.	155.	159.	161.	164.	168.
	42"	1/2"	23"	<b>BC1MFINS2342</b>	142.	147.	155.	158.	162.	165.	167.	171.
	48"	1/2"	23"	<b>BC1MFINS2348</b>	146.	152.	160.	162.	166.	169.	172.	176.
	60"	1/2"	23"	<b>BC1MFINS2360</b>	158.	163.	170.	172.	176.	179.	182.	186.
	72"	1/2"	23"	<b>BC1MFINS2372</b>	*	*	*	*	*	*	*	*

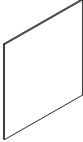
Mid inside back insert for 71" h unit, fabric reversal at credenza height with 15" upper storage 	18"	1/2"	34"	<b>BC1MFINS3418</b>	142.	146.	155.	158.	162.	165.	167.	171.
	24"	1/2"	34"	<b>BC1MFINS3424</b>	142.	146.	155.	158.	162.	165.	167.	171.
	30"	1/2"	34"	<b>BC1MFINS3430</b>	146.	152.	160.	163.	167.	170.	172.	177.
	36"	1/2"	34"	<b>BC1MFINS3436</b>	171.	177.	184.	188.	195.	198.	202.	206.
	42"	1/2"	34"	<b>BC1MFINS3442</b>	177.	182.	193.	196.	201.	204.	208.	213.
	48"	1/2"	34"	<b>BC1MFINS3448</b>	182.	188.	198.	202.	207.	210.	214.	219.
	60"	1/2"	34"	<b>BC1MFINS3460</b>	194.	200.	208.	212.	217.	220.	225.	230.
	72"	1/2"	34"	<b>BC1MFINS3472</b>	*	*	*	*	*	*	*	*

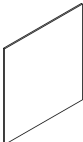
Mid inside back insert for 71" h unit, fabric reversal at credenza height with 20" upper storage 	18"	1/2"	29"	<b>BC1MFINS2918</b>	129.	133.	139.	142.	145.	149.	151.	156.
	24"	1/2"	29"	<b>BC1MFINS2924</b>	129.	133.	139.	142.	145.	149.	151.	156.
	30"	1/2"	29"	<b>BC1MFINS2930</b>	133.	137.	144.	146.	151.	155.	157.	161.
	36"	1/2"	29"	<b>BC1MFINS2936</b>	156.	161.	168.	171.	175.	178.	181.	185.
	42"	1/2"	29"	<b>BC1MFINS2942</b>	161.	166.	174.	176.	180.	183.	187.	193.
	48"	1/2"	29"	<b>BC1MFINS2948</b>	166.	171.	178.	181.	186.	190.	194.	199.
	60"	1/2"	29"	<b>BC1MFINS2960</b>	176.	181.	188.	193.	198.	201.	204.	209.
	72"	1/2"	29"	<b>BC1MFINS2972</b>	*	*	*	*	*	*	*	*

Order Code	Specification Information	Application Notes
Example: _____ _____ _____ _____	Fabric inside back inserts only work with painted or fabric backs of the same type and size.	Inside back insert kits include fabric insert(s) that may be placed on the interior of a back matching the type and size of the insert specified.  Inside back inserts to not work on the outside of either painted or fabric backs.  *72" w fabric backs need to be quoted as special product due to railroading of fabric.

# Mid Inside Back Inserts

## 78" h unit fabric

description	w	d	h	pattern no.	10	15	20	25	30	35	40	45
Mid inside back insert for 78" h unit, fabric reversal at worksurface height with 20" upper storage 	18"	1/2"	30"	<b>BC1MFINS3018</b>	\$131.	\$135.	\$141.	\$144.	\$147.	\$151.	\$153.	\$158.
	24"	1/2"	30"	<b>BC1MFINS3024</b>	131.	135.	141.	144.	147.	151.	153.	158.
	30"	1/2"	30"	<b>BC1MFINS3030</b>	135.	139.	146.	149.	153.	157.	159.	163.
	36"	1/2"	30"	<b>BC1MFINS3036</b>	158.	163.	170.	173.	178.	181.	184.	188.
	42"	1/2"	30"	<b>BC1MFINS3042</b>	163.	168.	176.	179.	183.	186.	192.	196.
	48"	1/2"	30"	<b>BC1MFINS3048</b>	168.	173.	181.	184.	190.	194.	197.	202.
	60"	1/2"	30"	<b>BC1MFINS3060</b>	178.	183.	193.	196.	201.	204.	207.	212.
	72"	1/2"	30"	<b>BC1MFINS3072</b>	*	*	*	*	*	*	*	*



Mid inside back insert for 78" h unit, fabric reversal at credenza height with 20" upper storage 	18"	1/2"	36"	<b>BC1MFINS3618</b>	147.	153.	160.	164.	167.	170.	173.	177.
	24"	1/2"	36"	<b>BC1MFINS3624</b>	147.	153.	160.	164.	167.	170.	173.	177.
	30"	1/2"	36"	<b>BC1MFINS3630</b>	153.	158.	166.	168.	173.	176.	178.	183.
	36"	1/2"	36"	<b>BC1MFINS3636</b>	177.	183.	193.	196.	202.	205.	209.	213.
	42"	1/2"	36"	<b>BC1MFINS3642</b>	183.	190.	200.	203.	207.	211.	215.	220.
	48"	1/2"	36"	<b>BC1MFINS3648</b>	190.	196.	205.	209.	214.	218.	221.	228.
	60"	1/2"	36"	<b>BC1MFINS3660</b>	201.	206.	215.	219.	225.	229.	232.	239.
	72"	1/2"	36"	<b>BC1MFINS3672</b>	*	*	*	*	*	*	*	*

Order Code	Specification Information	Application Notes
Example: _____ _____ _____ _____	Fabric inside back inserts only work with painted or fabric backs of the same type and size.	Inside back insert kits include fabric insert(s) that may be placed on the interior of a back matching the type and size of the insert specified.  Inside back inserts do not work on the outside of either painted or fabric backs.  *72" w fabric backs need to be quoted as special product due to railroading of fabric.

# Mid Inside Back Inserts

## 57" h unit veneer





Template GSA

description	w	d	h	pattern no.	V1	V2	V3
Mid inside back insert for 57" h unit, veneer reversal at worksurface height with 15" upper storage 	18"	1/2"	14"	<b>BC1MVINS1418</b>	\$156.	\$178.	\$294.
	24"	1/2"	14"	<b>BC1MVINS1424</b>	171.	197.	265.
	30"	1/2"	14"	<b>BC1MVINS1430</b>	187.	216.	291.
	36"	1/2"	14"	<b>BC1MVINS1436</b>	206.	237.	320.
	42"	1/2"	14"	<b>BC1MVINS1442</b>	227.	261.	352.
	48"	1/2"	14"	<b>BC1MVINS1448</b>	249.	286.	387.
	60"	1/2"	14"	<b>BC1MVINS1460</b>	291.	330.	419.
	72"	1/2"	14"	<b>BC1MVINS1472</b>	324.	362.	451.
Mid inside back insert for 57" h unit, veneer reversal at credenza height with 15" upper storage 	18"	1/2"	20"	<b>BC1MVINS2018</b>	160.	183.	248.
	24"	1/2"	20"	<b>BC1MVINS2024</b>	175.	202.	272.
	30"	1/2"	20"	<b>BC1MVINS2030</b>	194.	221.	299.
	36"	1/2"	20"	<b>BC1MVINS2036</b>	212.	244.	331.
	42"	1/2"	20"	<b>BC1MVINS2042</b>	234.	268.	364.
	48"	1/2"	20"	<b>BC1MVINS2048</b>	256.	295.	398.
	60"	1/2"	20"	<b>BC1MVINS2060</b>	288.	328.	430.
	72"	1/2"	20"	<b>BC1MVINS2072</b>	321.	358.	461.

Order Code	Specification Information	Application Notes
Example: _____ _____ _____ _____	Veneer inside back inserts only work with painted backs of the same type and size.  Grain pattern is vertical.	Inside back insert kits include veneer insert(s) that may be placed on the interior of a back matching the type and size of the insert specified.  Inside back insert kits include veneer insert(s) that may be placed on the interior of a back matching the type and size of the insert specified.

# Mid Inside Back Inserts





## 64" h unit veneer

description	w	d	h	pattern no.	V1	V2	V3
Mid inside back insert for 64" h unit, veneer reversal at worksurface height with 15" upper storage 	18"	1/2"	21"	<b>BC1MVINS2118</b>	\$162.	\$185.	\$250.
	24"	1/2"	21"	<b>BC1MVINS2124</b>	177.	204.	274.
	30"	1/2"	21"	<b>BC1MVINS2130</b>	196.	225.	303.
	36"	1/2"	21"	<b>BC1MVINS2136</b>	214.	246.	333.
	42"	1/2"	21"	<b>BC1MVINS2142</b>	237.	271.	368.
	48"	1/2"	21"	<b>BC1MVINS2148</b>	260.	299.	405.
	60"	1/2"	21"	<b>BC1MVINS2160</b>	280.	323.	437.
	72"	1/2"	21"	<b>BC1MVINS2172</b>	285.	329.	442.
Mid inside back insert for 64" h unit, veneer reversal at worksurface height with 20" upper storage 	18"	1/2"	16"	<b>BC1MVINS1618</b>	158.	180.	244.
	24"	1/2"	16"	<b>BC1MVINS1624</b>	173.	199.	267.
	30"	1/2"	16"	<b>BC1MVINS1630</b>	190.	218.	295.
	36"	1/2"	16"	<b>BC1MVINS1636</b>	209.	241.	325.
	42"	1/2"	16"	<b>BC1MVINS1642</b>	230.	265.	358.
	48"	1/2"	16"	<b>BC1MVINS1648</b>	252.	290.	392.
	60"	1/2"	16"	<b>BC1MVINS1660</b>	272.	313.	425.
	72"	1/2"	16"	<b>BC1MVINS1672</b>	278.	320.	431.
Mid inside back insert for 64" h unit, veneer reversal at credenza height with 15" upper storage 	18"	1/2"	27"	<b>BC1MVINS2718</b>	175.	202.	272.
	24"	1/2"	27"	<b>BC1MVINS2724</b>	194.	221.	299.
	30"	1/2"	27"	<b>BC1MVINS2730</b>	212.	244.	331.
	36"	1/2"	27"	<b>BC1MVINS2736</b>	234.	268.	364.
	42"	1/2"	27"	<b>BC1MVINS2742</b>	256.	295.	398.
	48"	1/2"	27"	<b>BC1MVINS2748</b>	282.	325.	438.
	60"	1/2"	27"	<b>BC1MVINS2760</b>	304.	351.	476.
	72"	1/2"	27"	<b>BC1MVINS2772</b>	309.	356.	481.
Mid inside back insert for 64" h unit, veneer reversal at credenza height with 20" upper storage 	18"	1/2"	22"	<b>BC1MVINS2218</b>	163.	186.	252.
	24"	1/2"	22"	<b>BC1MVINS2224</b>	178.	205.	277.
	30"	1/2"	22"	<b>BC1MVINS2230</b>	197.	226.	305.
	36"	1/2"	22"	<b>BC1MVINS2236</b>	216.	249.	337.
	42"	1/2"	22"	<b>BC1MVINS2242</b>	238.	273.	370.
	48"	1/2"	22"	<b>BC1MVINS2248</b>	261.	300.	406.
	60"	1/2"	22"	<b>BC1MVINS2260</b>	282.	327.	336.
	72"	1/2"	22"	<b>BC1MVINS2272</b>	287.	332.	447.

Order Code	Specification Information	Application Notes
Example: _____ _____ _____ _____	Veneer inside back inserts only work with painted backs of the same type and size.  Grain pattern is vertical.	Inside back insert kits include veneer insert(s) that may be placed on the interior of a back matching the type and size of the insert specified.  Inside back insert kits include veneer insert(s) that may be placed on the interior of a back matching the type and size of the insert specified.

# Mid Inside Back Inserts

## 71" h unit veneer



description	w	d	h	pattern no.	V1	V2	V3
Mid inside back insert for 71" h unit, veneer reversal at worksurface height with 15" upper storage 	18"	1/2"	28"	<b>BC1MVINS2818</b>	\$176.	\$203.	\$273.
	24"	1/2"	28"	<b>BC1MVINS2824</b>	195.	222.	301.
	30"	1/2"	28"	<b>BC1MVINS2830</b>	213.	245.	332.
	36"	1/2"	28"	<b>BC1MVINS2836</b>	235.	269.	365.
	42"	1/2"	28"	<b>BC1MVINS2842</b>	258.	296.	400.
	48"	1/2"	28"	<b>BC1MVINS2848</b>	283.	327.	439.
	60"	1/2"	28"	<b>BC1MVINS2860</b>	306.	353.	478.
	72"	1/2"	28"	<b>BC1MVINS2872</b>	311.	358.	483.
Mid inside back insert for 71" h unit, veneer reversal at worksurface height with 20" upper storage 	18"	1/2"	23"	<b>BC1MVINS2318</b>	164.	187.	253.
	24"	1/2"	23"	<b>BC1MVINS2324</b>	179.	206.	278.
	30"	1/2"	23"	<b>BC1MVINS2330</b>	198.	227.	306.
	36"	1/2"	23"	<b>BC1MVINS2336</b>	217.	250.	339.
	42"	1/2"	23"	<b>BC1MVINS2342</b>	239.	274.	372.
	48"	1/2"	23"	<b>BC1MVINS2348</b>	263.	302.	409.
	60"	1/2"	23"	<b>BC1MVINS2360</b>	284.	329.	444.
	72"	1/2"	23"	<b>BC1MVINS2372</b>	289.	334.	450.
Mid inside back insert for 71" h unit, veneer reversal at credenza height with 15" upper storage 	18"	1/2"	34"	<b>BC1MVINS3418</b>	195.	222.	301.
	24"	1/2"	34"	<b>BC1MVINS3424</b>	213.	245.	332.
	30"	1/2"	34"	<b>BC1MVINS3430</b>	235.	269.	365.
	36"	1/2"	34"	<b>BC1MVINS3436</b>	259.	298.	402.
	42"	1/2"	34"	<b>BC1MVINS3442</b>	284.	328.	441.
	48"	1/2"	34"	<b>BC1MVINS3448</b>	312.	359.	485.
	60"	1/2"	34"	<b>BC1MVINS3460</b>	339.	390.	528.
	72"	1/2"	34"	<b>BC1MVINS3472</b>	344.	396.	536.
Mid inside back insert for 71" h unit, veneer reversal at credenza height with 20" upper storage 	18"	1/2"	29"	<b>BC1MVINS2918</b>	177.	204.	274.
	24"	1/2"	29"	<b>BC1MVINS2924</b>	196.	225.	303.
	30"	1/2"	29"	<b>BC1MVINS2930</b>	214.	246.	333.
	36"	1/2"	29"	<b>BC1MVINS2936</b>	236.	270.	366.
	42"	1/2"	29"	<b>BC1MVINS2942</b>	260.	299.	405.
	48"	1/2"	29"	<b>BC1MVINS2948</b>	285.	329.	442.
	60"	1/2"	29"	<b>BC1MVINS2960</b>	308.	355.	481.
	72"	1/2"	29"	<b>BC1MVINS2972</b>	313.	362.	486.

Order Code	Specification Information	Application Notes
Example: _____ _____ _____ _____	Veneer inside back inserts only work with painted backs of the same type and size.  Grain pattern is vertical.	Inside back insert kits include veneer insert(s) that may be placed on the interior of a back matching the type and size of the insert specified.  Inside back insert kits include veneer insert(s) that may be placed on the interior of a back matching the type and size of the insert specified.

# Mid Inside Back Inserts

## 78" h unit veneer


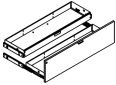


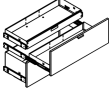
Template GSA

description	w	d	h	pattern no.	V1	V2	V3
Mid inside back insert for 78" h unit, veneer reversal at worksurface height with 20" upper storage 	18"	1/2"	30"	<b>BC1MVINS3018</b>	\$179.	\$206.	\$278.
	24"	1/2"	30"	<b>BC1MVINS3024</b>	198.	227.	306.
	30"	1/2"	30"	<b>BC1MVINS3030</b>	216.	249.	337.
	36"	1/2"	30"	<b>BC1MVINS3036</b>	239.	274.	372.
	42"	1/2"	30"	<b>BC1MVINS3042</b>	262.	301.	407.
	48"	1/2"	30"	<b>BC1MVINS3048</b>	288.	333.	449.
	60"	1/2"	30"	<b>BC1MVINS3060</b>	311.	359.	486.
	72"	1/2"	30"	<b>BC1MVINS3072</b>	316.	366.	492.
Mid inside back insert for 78" h unit, veneer reversal at credenza height with 20" upper storage 	18"	1/2"	36"	<b>BC1MVINS3618</b>	197.	226.	305.
	24"	1/2"	36"	<b>BC1MVINS3624</b>	216.	249.	337.
	30"	1/2"	36"	<b>BC1MVINS3630</b>	238.	273.	370.
	36"	1/2"	36"	<b>BC1MVINS3636</b>	261.	300.	406.
	42"	1/2"	36"	<b>BC1MVINS3642</b>	287.	332.	447.
	48"	1/2"	36"	<b>BC1MVINS3648</b>	315.	365.	491.
	60"	1/2"	36"	<b>BC1MVINS3660</b>	343.	394.	536.
	72"	1/2"	36"	<b>BC1MVINS3672</b>	348.	400.	541.

Order Code	Specification Information	Application Notes
Example: _____ _____ _____ _____	Veneer inside back inserts only work with painted backs of the same type and size.  Grain pattern is vertical.	Inside back insert kits include veneer insert(s) that may be placed on the interior of a back matching the type and size of the insert specified.  Inside back inserts do not work on the outside of either painted or fabric backs.

# Drawer Kits

*file, box/box, box/file, file/file and box/box/file*




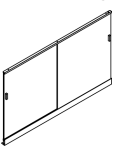
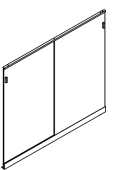
description	w	d	h	pattern no.	P1	P2	P3	V1	V2	V3
File drawer kit fills 16" h unit opening 	18"	15"	12 1/8"	<b>BD1FDK18N</b>	\$353.	\$389.	\$407.	\$619.	\$711.	\$961.
	24"	15"	12 1/8"	<b>BD1FDK24N</b>	363.	398.	416.	633.	728.	984.
	30"	15"	12 1/8"	<b>BD1FDK30N</b>	382.	420.	439.	668.	769.	1,038.
	36"	15"	12 1/8"	<b>BD1FDK36N</b>	386.	425.	444.	676.	778.	1,051.
	42"	15"	12 1/8"	<b>BD1FDK42N</b>	409.	451.	472.	715.	822.	1,109.
	48"	15"	12 1/8"	<b>BD1FDK48N</b>	432.	475.	496.	756.	868.	1,174.
Box/Box drawer kit fills 16" h unit opening 	18"	15"	12 1/8"	<b>BD1BBDK18N</b>	489.	539.	562.	856.	985.	1,329.
	24"	15"	12 1/8"	<b>BD1BBDK24N</b>	512.	563.	590.	896.	1,031.	1,393.
	30"	15"	12 1/8"	<b>BD1BBDK30N</b>	531.	584.	610.	928.	1,067.	1,441.
	36"	15"	12 1/8"	<b>BD1BBDK36N</b>	548.	602.	629.	959.	1,101.	1,486.
	42"	15"	12 1/8"	<b>BD1BBDK42N</b>	583.	641.	671.	1,020.	1,173.	1,582.
	48"	15"	12 1/8"	<b>BD1BBDK48N</b>	626.	688.	720.	1,096.	1,261.	1,702.
Box/file drawer kit fills credenza height opening 	18"	15"	18 7/8"	<b>BD1BFDK18N</b>	490.	540.	563.	852.	980.	1,321.
	24"	15"	18 7/8"	<b>BD1BFDK24N</b>	507.	558.	583.	880.	1,011.	1,365.
	30"	15"	18 7/8"	<b>BD1BFDK30N</b>	523.	577.	603.	916.	1,053.	1,420.
	36"	15"	18 7/8"	<b>BD1BFDK36N</b>	543.	596.	624.	936.	1,076.	1,453.
	42"	15"	18 7/8"	<b>BD1BFDK42N</b>	592.	651.	681.	953.	1,097.	1,481.
	48"	15"	18 7/8"	<b>BD1BFDK48N</b>	616.	677.	708.	990.	1,138.	1,537.
File/File drawer kit fills worksurface height opening 	18"	15"	24 3/4"	<b>BD1FFDK18N</b>	508.	559.	585.	889.	1,023.	1,381.
	24"	15"	24 3/4"	<b>BD1FFDK24N</b>	526.	581.	606.	918.	1,056.	1,426.
	30"	15"	24 3/4"	<b>BD1FFDK30N</b>	548.	603.	630.	956.	1,098.	1,482.
	36"	15"	24 3/4"	<b>BD1FFDK36N</b>	568.	625.	652.	984.	1,131.	1,526.
	42"	15"	24 3/4"	<b>BD1FFDK42N</b>	622.	684.	715.	1,012.	1,163.	1,571.
	48"	15"	24 3/4"	<b>BD1FFDK48N</b>	647.	712.	745.	1,065.	1,226.	1,654.
Box/Box drawer kit fills worksurface height opening 	18"	15"	24 3/4"	<b>BD1BBFDK18N</b>	677.	746.	779.	1,031.	1,187.	1,602.
	24"	15"	24 3/4"	<b>BD1BBFDK24N</b>	698.	769.	804.	1,063.	1,223.	1,650.
	30"	15"	24 3/4"	<b>BD1BBFDK30N</b>	723.	796.	832.	1,104.	1,270.	1,714.
	36"	15"	24 3/4"	<b>BD1BBFDK36N</b>	751.	824.	862.	1,139.	1,310.	1,769.
	42"	15"	24 3/4"	<b>BD1BBFDK42N</b>	805.	885.	925.	1,170.	1,344.	1,815.
	48"	15"	24 3/4"	<b>BD1BBFDK48N</b>	833.	917.	959.	1,226.	1,409.	1,902.

Order Code	Specification Information	Application Notes
Example: <hr/> <hr/> <hr/> <hr/>	<p>Drawer fronts are available in standard paint or V1 finishes.</p> <p>To specify locking drawers, replace the "N" in the pattern number with an "LL" for left-hand positioned lock or "LR" for right-hand positioned lock and add \$40 to the list price.</p> <p>Drawer kits include assembled drawer bodies with fronts, pull kit and side assembly kit.</p> <p>Lock housings are available in either black (B) or chrome (CH). If ordering key-alike, remember to order cores in a matching finish.</p>	<p>Drawer kits may only be placed under worksurface height (credenza height for box/file kit).</p> <p>All drawer kits include safety cable that allows only one drawer to be opened at one time.</p> <p>Veneer grain direction is vertical on all drawer fronts.</p>

# Sliding Door Kits

## full height

Template GSA

description	w	d	h	pattern no.	P1	P2	P3	glass
 16" h sliding door kit, full height	30"	3/4"	16"	<b>BD1FSDK1630N</b>	\$446.	\$491.	\$513.	\$460.
	36"	3/4"	16"	<b>BD1FSDK1636N</b>	460.	507.	531.	489.
	42"	3/4"	16"	<b>BD1FSDK1642N</b>	467.	514.	539.	517.
	48"	3/4"	16"	<b>BD1FSDK1648N</b>	474.	521.	546.	549.
 22" h sliding door kit, full height	30"	3/4"	22"	<b>BD1FSDK2230N</b>	450.	495.	517.	465.
	36"	3/4"	22"	<b>BD1FSDK2236N</b>	465.	511.	536.	493.
	42"	3/4"	22"	<b>BD1FSDK2242N</b>	471.	518.	543.	521.
	48"	3/4"	22"	<b>BD1FSDK2248N</b>	478.	525.	550.	553.
 25" h Antenna sliding door kit, full height	30"	3/4"	25"	<b>BD1FSDK2530N</b>	460.	506.	528.	520.
	36"	3/4"	25"	<b>BD1FSDK2536N</b>	490.	540.	563.	568.
	42"	3/4"	25"	<b>BD1FSDK2542N</b>	496.	546.	571.	605.
	48"	3/4"	25"	<b>BD1FSDK2548N</b>	503.	553.	579.	642.
 28" h sliding door kit, full height	29"	3/4"	28"	<b>BD1FSDK2829N</b>	460.	506.	528.	520.
	30"	3/4"	28"	<b>BD1FSDK2830N</b>	460.	506.	528.	520.
	36"	3/4"	28"	<b>BD1FSDK2836N</b>	490.	540.	563.	568.
	42"	3/4"	28"	<b>BD1FSDK2842N</b>	496.	546.	571.	605.
	48"	3/4"	28"	<b>BD1FSDK2848N</b>	503.	553.	579.	642.
 42" h sliding door kit, full height	30"	3/4"	42"	<b>BD1FSDK4230N</b>	488.	539.	562.	686.
	36"	3/4"	42"	<b>BD1FSDK4236N</b>	531.	584.	610.	739.
	42"	3/4"	42"	<b>BD1FSDK4242N</b>	537.	589.	617.	793.
	48"	3/4"	42"	<b>BD1FSDK4248N</b>	580.	638.	666.	846.

### Order Code

Example:  
 \_\_\_\_\_  
 \_\_\_\_\_  
 \_\_\_\_\_  
 \_\_\_\_\_

### Specification Information

Door fronts are available in standard paint or etched frosted glass.

To specify locking sliding doors, replace the "N" in the pattern number with an "L" and add \$20 to the list price.

Lock housings are available in either black (B) or chrome (CH). If ordering key-alike, remember to order cores in a matching finish.

### Application Notes

Full height sliding door kits include two doors, top sliding rail and base sliding rail.

Base sliding rail matches the height of the base giving the appearance of a base kit plate. This should be considered when planning the base appearance of adjacent units.

Full height sliding door kits may only be utilized in cabinets of the same height.

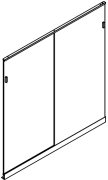
Full height sliding door kits attach to the top and base of a single section. Shelves must be ordered separately.

Worksurface shelves do not work behind sliding doors.

# Sliding Door Kits

## *full height*

Template GSA

description	w	d	h	pattern no.	P1	P2	P3	glass
 50" h sliding door kit, full height	30"	3/4"	50"	<b>BD1FSDK5030N</b>	\$525.	\$580.	\$606.	\$735.
	36"	3/4"	50"	<b>BD1FSDK5036N</b>	534.	586.	612.	799.
	42"	3/4"	50"	<b>BD1FSDK5042N</b>	575.	631.	660.	861.
	48"	3/4"	50"	<b>BD1FSDK5048N</b>	581.	639.	667.	925.

### Order Code

Example:  
 \_\_\_\_\_  
 \_\_\_\_\_  
 \_\_\_\_\_  
 \_\_\_\_\_

### Specification Information

Door fronts are available in standard paint or etched frosted glass.

To specify locking sliding doors, replace the "N" in the pattern number with an "L" and add \$20 to the list price.

Lock housings are available in either black (B) or chrome (CH). If ordering key-alike, remember to order cores in a matching finish.

### Application Notes

Full height sliding door kits include two doors, top sliding rail and base sliding rail.

Base sliding rail matches the height of the base giving the appearance of a base kit plate. This should be considered when planning the base appearance of adjacent units.

Full height sliding door kits may only be utilized in cabinets of the same height.

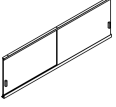
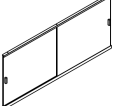
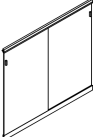
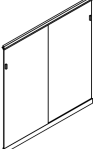
Full height sliding door kits attach to the top and base of a single section. Shelves must be ordered separately.

Worksurface shelves do not work behind sliding doors.

# Sliding Door Kits

## *top position and bottom position*

Template GSA




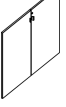
description	w	d	h	pattern no.	P1	P2	P3	glass
15" h sliding door kit, top position Includes bottom steel shelf 	30"	3/4"	15"	<b>BD1TSDK1530N</b>	\$510.	\$561.	\$587.	\$515.
	36"	3/4"	15"	<b>BD1TSDK1536N</b>	522.	577.	602.	538.
	42"	3/4"	15"	<b>BD1TSDK1542N</b>	546.	599.	627.	576.
	48"	3/4"	15"	<b>BD1TSDK1548N</b>	551.	606.	633.	598.
	60"	3/4"	15"	<b>BD1TSDK1560N</b>	510.	561.	587.	588.
	72"	3/4"	15"	<b>BD1TSDK1572N</b>	515.	567.	592.	593.
20" h sliding door kit, top position Includes bottom steel shelf 	30"	3/4"	20"	<b>BD1TSDK2030N</b>	527.	582.	608.	547.
	36"	3/4"	20"	<b>BD1TSDK2036N</b>	549.	604.	631.	581.
	42"	3/4"	20"	<b>BD1TSDK2042N</b>	563.	620.	647.	619.
	48"	3/4"	20"	<b>BD1TSDK2048N</b>	569.	626.	654.	648.
	60"	3/4"	20"	<b>BD1TSDK2060N</b>	555.	611.	639.	662.
	72"	3/4"	20"	<b>BD1TSDK2072N</b>	560.	617.	644.	667.
42" h sliding door kit, bottom position 	30"	3/4"	42"	<b>BD1BSDK4230N</b>	488.	539.	562.	686.
	36"	3/4"	42"	<b>BD1BSDK4236N</b>	537.	584.	610.	739.
	42"	3/4"	42"	<b>BD1BSDK4242N</b>	537.	589.	617.	793.
	48"	3/4"	42"	<b>BD1BSDK4248N</b>	580.	638.	666.	846.
50" h sliding door kit, bottom position 	30"	3/4"	50"	<b>BD1BSDK5030N</b>	525.	580.	606.	735.
	36"	3/4"	50"	<b>BD1BSDK5036N</b>	534.	586.	612.	799.
	42"	3/4"	50"	<b>BD1BSDK5042N</b>	575.	631.	660.	861.
	48"	3/4"	50"	<b>BD1BSDK5048N</b>	581.	639.	667.	925.

Order Code	Specification Information	Application Notes
Example: _____ _____ _____ _____	<p>Door fronts are available in standard paint or etched frosted glass.</p> <p>To specify locking sliding doors, replace the "N" in the pattern number with an "L" and add \$20 to the list price.</p> <p>Lock housings are available in either black (B) or chrome (CH). If ordering key-alike, remember to order cores in a matching finish.</p>	<p>Top position sliding door kit includes two doors, top sliding rail, lower sliding rail and one steel shelf.</p> <p>Bottom position sliding door kit includes two doors, upper sliding rail, and base sliding rail. Veneer or steel top shelf must be ordered separately.</p> <p>Top position sliding door kit only works in the top position of a Template case.</p> <p>Locking not available in 60" or 72" wide door kits.</p>
		<p>Bottom position sliding door kit provides hardware to place a sliding door kit in a taller case when a pass-through or open shelf is required above the sliding door kit.</p> <p>Bottom position sliding door kits may not be installed below a back, hinged doors or another sliding door kit.</p> <p><b>60" w and 72" w sliding doors kits do not include a shelf as those are required to be ordered separately as upper shelf kits with structural septums in those widths.</b></p>

# Hinged Door Kits

## 15" h, 20" h, 28" h and 42" h

Template GSA

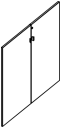
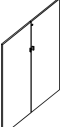
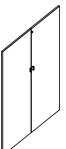
description	w	d	h	pattern no.	P1	P2	P3	V1	V2	V3
15" h hinge door kit Includes bottom steel shelf 	24"	3/4"	15"	<b>BD1FHDK1524(L/R)N</b>	\$333.	\$366.	\$382.	\$387.	\$446.	\$602.
	30"	3/4"	15"	<b>BD1FHDK1530N</b>	538.	591.	618.	610.	701.	946.
	36"	3/4"	15"	<b>BD1FHDK1536N</b>	552.	606.	633.	632.	726.	982.
	42"	3/4"	15"	<b>BD1FHDK1542N</b>	559.	614.	643.	652.	751.	1,012.
	48"	3/4"	15"	<b>BD1FHDK1548N</b>	572.	629.	658.	683.	787.	1,061.
20" h hinge door kit Includes bottom steel shelf 	24"	3/4"	20"	<b>BD1FHDK2024(L/R)N</b>	346.	381.	398.	407.	467.	630.
	30"	3/4"	20"	<b>BD1FHDK2030N</b>	556.	611.	640.	633.	728.	984.
	36"	3/4"	20"	<b>BD1FHDK2036N</b>	575.	631.	660.	651.	750.	1,011.
	42"	3/4"	20"	<b>BD1FHDK2042N</b>	586.	644.	674.	687.	791.	1,067.
	48"	3/4"	20"	<b>BD1FHDK2048N</b>	603.	663.	692.	702.	808.	1,090.
28" h hinge door kit 	18"	3/4"	28"	<b>BD1FHDK2818(L/R)N</b>	272.	300.	313.	327.	375.	506.
	24"	3/4"	28"	<b>BD1FHDK2824(L/R)N</b>	272.	300.	313.	347.	399.	540.
	30"	3/4"	28"	<b>BD1FHDK2830N</b>	508.	558.	584.	575.	660.	891.
	36"	3/4"	28"	<b>BD1FHDK2836N</b>	508.	559.	585.	591.	680.	918.
	42"	3/4"	28"	<b>BD1FHDK2842N</b>	509.	560.	586.	614.	707.	953.
	48"	3/4"	28"	<b>BD1FHDK2848N</b>	509.	560.	586.	631.	725.	980.
42" h hinge door kit 	15"	3/4"	42"	<b>BD1FHDK4215(L/R)N</b>	284.	313.	328.	334.	383.	516.
	18"	3/4"	42"	<b>BD1FHDK4218(L/R)N</b>	298.	329.	343.	350.	404.	545.
	24"	3/4"	42"	<b>BD1FHDK4224(L/R)N</b>	322.	353.	371.	383.	440.	594.
	30"	3/4"	42"	<b>BD1FHDK4230N</b>	546.	599.	627.	617.	709.	958.
	36"	3/4"	42"	<b>BD1FHDK4236N</b>	562.	619.	646.	642.	737.	998.
	42"	3/4"	42"	<b>BD1FHDK4242N</b>	591.	650.	679.	675.	776.	1,048.
	48"	3/4"	42"	<b>BD1FHDK4248N</b>	626.	688.	720.	722.	831.	1,121.

Order Code	Specification Information	Application Notes
Example:	Door fronts are available in standard paint or V1 finishes.	15" w, 18" w and 24" w door kits come as single door kits.
	Hinge door kits include door(s), pull kit and hinge kit.	Door hand for 15" w, 18" w and 24" w determined by hinge location.
	To specify locking doors, replace the "N" in the pattern number with an "L" and add \$20 to the list price.	28" h and taller hinge door kits are designed to fit in an opening from the top of a base to the underside of a top or worksurface shelf.
	Lock housings are available in either black (B) or chrome (CH). If ordering key-alike, remember to order cores in a matching finish.	15" h and 20" h hinge door kits are designed to be positioned at the top of a cabinet opening to function as an overhead unit.

# Hinged Door Kits

## 50"h, 57"h and 64"h

Template GSA

description	w	d	h	pattern no.	P1	P2	P3	V1	V2	V3
 50"h hinge door kit	15"	3/4"	50"	<b>BD1FHDK5015(L/R)N</b>	\$284.	\$313.	\$328.	\$344.	\$396.	\$536.
	18"	3/4"	50"	<b>BD1FHDK5018(L/R)N</b>	299.	330.	344.	368.	422.	570.
	24"	3/4"	50"	<b>BD1FHDK5024(L/R)N</b>	323.	354.	371.	401.	461.	623.
	30"	3/4"	50"	<b>BD1FHDK5030N</b>	546.	600.	627.	650.	749.	1,010.
	36"	3/4"	50"	<b>BD1FHDK5036N</b>	569.	626.	654.	679.	781.	1,055.
	42"	3/4"	50"	<b>BD1FHDK5042N</b>	592.	651.	681.	717.	824.	1,112.
	48"	3/4"	50"	<b>BD1FHDK5048N</b>	614.	676.	707.	761.	876.	1,182.
 57"h hinge door kit	15"	3/4"	57"	<b>BD1FHDK5715(L/R)N</b>	287.	316.	331.	365.	418.	564.
	18"	3/4"	57"	<b>BD1FHDK5718(L/R)N</b>	299.	331.	345.	386.	444.	600.
	24"	3/4"	57"	<b>BD1FHDK5724(L/R)N</b>	323.	355.	372.	426.	490.	662.
	30"	3/4"	57"	<b>BD1FHDK5730N</b>	547.	600.	628.	674.	775.	1,046.
	36"	3/4"	57"	<b>BD1FHDK5736N</b>	570.	627.	655.	716.	823.	1,111.
	42"	3/4"	57"	<b>BD1FHDK5742N</b>	593.	652.	682.	765.	880.	1,188.
	48"	3/4"	57"	<b>BD1FHDK5748N</b>	617.	678.	709.	798.	918.	1,239.
 64"h hinge door kit	15"	3/4"	64"	<b>BD1FHDK6415(L/R)N</b>	297.	327.	342.	385.	442.	597.
	18"	3/4"	64"	<b>BD1FHDK6418(L/R)N</b>	308.	340.	355.	409.	470.	634.
	24"	3/4"	64"	<b>BD1FHDK6424(L/R)N</b>	333.	367.	382.	454.	521.	705.
	30"	3/4"	64"	<b>BD1FHDK6430N</b>	565.	622.	650.	725.	835.	1,127.
	36"	3/4"	64"	<b>BD1FHDK6436N</b>	589.	648.	677.	766.	881.	1,190.
	42"	3/4"	64"	<b>BD1FHDK6442N</b>	612.	674.	705.	818.	940.	1,270.
	48"	3/4"	64"	<b>BD1FHDK6448N</b>	636.	698.	730.	856.	985.	1,329.

### Order Code

Example:  
 \_\_\_\_\_  
 \_\_\_\_\_  
 \_\_\_\_\_  
 \_\_\_\_\_

### Specification Information

Door fronts are available in standard paint or V1 finishes.

Hinge door kits include door(s), pull kit and hinge kit.

To specify locking doors, replace the "N" in the pattern number with an "L" and add \$20 to the list price.

Lock housings are available in either black (B) or chrome (CH). If ordering key-alike, remember to order cores in a matching finish.

### Application Notes

15"w, 18"w and 24"w door kits come as single door kits. Veneer grain direction is vertical on all hinge doors.



Door hand for 15"w, 18"w and 24"w determined by hinge location.

28"h and taller hinge door kits are designed to fit in an opening from the top of a base to the underside of a top or worksurface shelf.

# Hinged Door Kits

## 71" h and 78" h

Template GSA

description	w	d	h	pattern no.	P1	P2	P3	V1	V2	V3
 71" h hinge door kit	15"	3/4"	71"	<b>BD1FHDK7115(L/R)N</b>	\$344.	\$378.	\$394.	\$401.	\$461.	\$623.
	18"	3/4"	71"	<b>BD1FHDK7118(L/R)N</b>	384.	423.	442.	423.	486.	658.
	24"	3/4"	71"	<b>BD1FHDK7124(L/R)N</b>	452.	497.	519.	473.	545.	734.
	30"	3/4"	71"	<b>BD1FHDK7130N</b>	693.	763.	798.	751.	862.	1,164.
	36"	3/4"	71"	<b>BD1FHDK7136N</b>	731.	805.	843.	809.	929.	1,256.
	42"	3/4"	71"	<b>BD1FHDK7142N</b>	773.	850.	888.	851.	979.	1,320.
	48"	3/4"	71"	<b>BD1FHDK7148N</b>	867.	956.	999.	894.	1,028.	1,388.
 78" h hinge door kit	18"	3/4"	78"	<b>BD1FHDK7818(L/R)N</b>	402.	442.	462.	456.	524.	709.
	24"	3/4"	78"	<b>BD1FHDK7824(L/R)N</b>	479.	526.	551.	510.	587.	793.
	30"	3/4"	78"	<b>BD1FHDK7830N</b>	728.	802.	838.	804.	925.	1,248.
	36"	3/4"	78"	<b>BD1FHDK7836N</b>	768.	845.	884.	866.	998.	1,346.
	42"	3/4"	78"	<b>BD1FHDK7842N</b>	786.	863.	902.	915.	1,052.	1,419.
	48"	3/4"	78"	<b>BD1FHDK7848N</b>	921.	1,014.	1,059.	962.	1,105.	1,492.

### Order Code

Example: \_\_\_\_\_  
 \_\_\_\_\_  
 \_\_\_\_\_  
 \_\_\_\_\_

### Specification Information

Door fronts are available in standard paint or V1 finishes.

Hinge door kits include door(s), pull kit and hinge kit.

To specify locking doors, replace the "N" in the pattern number with an "L" and add \$20 to the list price.

Lock housings are available in either black (B) or chrome (CH). If ordering key-alike, remember to order cores in a matching finish.

### Application Notes

15" w, 18" w and 24" w door kits come as single door kits. Veneer grain direction is vertical on all hinge doors.

Door hand for 15" w, 18" w and 24" w determined by hinge location.

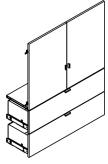
28" h and taller hinge door kits are designed to fit in an opening from the top of a base to the underside of a top or worksurface shelf.

# Hybrid Door/Drawer Kits

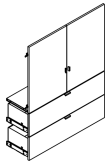
*file/file, hinge doors*  
57"h, 64"h, 71"h and 78"h

Template GSA

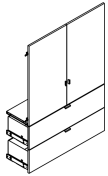
description	w	d	h	pattern no.	P1	P2	P3	V1	V2	V3
57"h hybrid kit file/file drawers with hinge door	24"	3/4"	57"	<b>BD1HK57242HD(L/R)N</b>	\$842.	\$926.	\$968.	\$1,273.	\$1,465.	\$1,977.
	30"	3/4"	57"	<b>BD1HK57302HDN</b>	1,052.	1,156.	1,208.	1,546.	1,779.	2,402.
	36"	3/4"	57"	<b>BD1HK57362HDN</b>	1,083.	1,192.	1,245.	1,594.	1,832.	2,473.
	42"	3/4"	57"	<b>BD1HK57422HDN</b>	1,153.	1,269.	1,326.	1,656.	1,904.	2,571.
	48"	3/4"	57"	<b>BD1HK57482HDN</b>	1,186.	1,303.	1,362.	1,700.	1,954.	2,638.



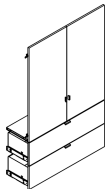
64"h hybrid kit file/file drawers with hinge door	24"	3/4"	64"	<b>BD1HK64242HD(L/R)N</b>	865.	952.	996.	1,292.	1,486.	2,005.
	30"	3/4"	64"	<b>BD1HK64302HDN</b>	1,084.	1,192.	1,245.	1,569.	1,806.	2,435.
	36"	3/4"	64"	<b>BD1HK64362HDN</b>	1,120.	1,233.	1,289.	1,622.	1,865.	2,517.
	42"	3/4"	64"	<b>BD1HK64422HDN</b>	1,198.	1,316.	1,376.	1,690.	1,944.	2,623.
	48"	3/4"	64"	<b>BD1HK64482HDN</b>	1,235.	1,359.	1,420.	1,761.	2,026.	2,734.



71"h hybrid kit file/file drawers with hinge door	24"	3/4"	71"	<b>BD1HK71242HD(L/R)N</b>	865.	952.	996.	1,315.	1,513.	2,042.
	30"	3/4"	71"	<b>BD1HK71302HDN</b>	1,084.	1,192.	1,245.	1,602.	1,841.	2,485.
	36"	3/4"	71"	<b>BD1HK71362HDN</b>	1,121.	1,233.	1,289.	1,659.	1,909.	2,577.
	42"	3/4"	71"	<b>BD1HK71422HDN</b>	1,198.	1,317.	1,376.	1,731.	1,991.	2,688.
	48"	3/4"	71"	<b>BD1HK71482HDN</b>	1,236.	1,359.	1,420.	1,798.	2,069.	2,793.



78"h hybrid kit file/file drawers with hinge door	24"	3/4"	78"	<b>BD1HK78242HD(L/R)N</b>	876.	964.	1,007.	1,342.	1,543.	2,084.
	30"	3/4"	78"	<b>BD1HK78302HDN</b>	1,102.	1,213.	1,268.	1,635.	1,879.	2,537.
	36"	3/4"	78"	<b>BD1HK78362HDN</b>	1,140.	1,255.	1,311.	1,705.	1,960.	2,646.
	42"	3/4"	78"	<b>BD1HK78422HDN</b>	1,217.	1,339.	1,400.	1,774.	2,040.	2,754.
	48"	3/4"	78"	<b>BD1HK78482HDN</b>	1,256.	1,381.	1,443.	1,847.	2,123.	2,866.



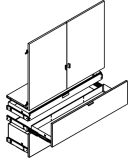
Order Code	Specification Information	Application Notes
Example: _____ _____ _____ _____	<p>Hybrid fronts are available in standard paint or V1 finishes.</p> <p>Doors and drawers are available in the same finish only.</p> <p>Hybrid kit includes steel shelf for placement above drawers. To specify locking doors, replace the "N" in the pattern number with an "L" and add \$40 to the list price.</p> <p>Lock housings are available in either black (B) or chrome (CH). If ordering key-alike, remember to order cores in a matching finish.</p>	<p>24"w hybrid kit comes with single hinged door.</p> <p>Door hand for 24"w kit determined by hinge location.</p> <p>Veneer grain direction is vertical on all door and drawer fronts.</p> <p>Hybrid drawer locks are located on the left hand side.</p> <p>Hybrid kits with hinge doors may be utilized in sections of the same height or taller.</p> <p>Hybrid kits utilized in taller sections require additional shelf for top of hinge doors.</p> <p><b>Desk height electrical modules may not be used behind hybrid kits with hinge doors due to interference.</b></p>

# Hybrid Door/Drawer Kits

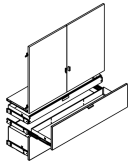
## box/box/file, hinge doors

### 57"h, 64"h, 71"h and 78"h

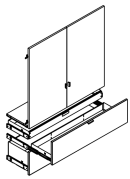
description	w	d	h	pattern no.	P1	P2	P3	V1	V2	V3
57"h hybrid kit box/box/file drawers with hinge doors	24"	3/4"	57"	<b>BD1HK57243HD(L/R)N</b>	\$988.	\$1,087.	\$1,135.	\$1,419.	\$1,633.	\$2,204.
	30"	3/4"	57"	<b>BD1HK57303HDN</b>	1,200.	1,319.	1,380.	1,697.	1,952.	2,635.
	36"	3/4"	57"	<b>BD1HK57363HDN</b>	1,237.	1,361.	1,423.	1,750.	2,013.	2,718.
	42"	3/4"	57"	<b>BD1HK57423HDN</b>	1,308.	1,439.	1,504.	1,815.	2,087.	2,816.
	48"	3/4"	57"	<b>BD1HK57483HDN</b>	1,343.	1,478.	1,544.	1,862.	2,140.	2,890.



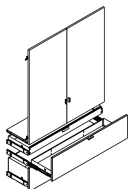
64"h hybrid kit box/box/file drawers with hinge doors	24"	3/4"	64"	<b>BD1HK64243HD(L/R)N</b>	1,011.	1,111.	1,162.	1,438.	1,653.	2,232.
	30"	3/4"	64"	<b>BD1HK64303HDN</b>	1,232.	1,354.	1,416.	1,719.	1,977.	2,669.
	36"	3/4"	64"	<b>BD1HK64363HDN</b>	1,274.	1,402.	1,466.	1,780.	2,048.	2,765.
	42"	3/4"	64"	<b>BD1HK64423HDN</b>	1,352.	1,488.	1,555.	1,847.	2,123.	2,866.
	48"	3/4"	64"	<b>BD1HK64483HDN</b>	1,394.	1,533.	1,603.	1,922.	2,210.	2,984.



71"h hybrid kit box/box/file drawers with hinge doors	24"	3/4"	71"	<b>BD1HK71243HD(L/R)N</b>	1,012.	1,112.	1,163.	1,460.	1,679.	2,266.
	30"	3/4"	71"	<b>BD1HK71303HDN</b>	1,233.	1,355.	1,417.	1,750.	2,013.	2,718.
	36"	3/4"	71"	<b>BD1HK71363HDN</b>	1,275.	1,403.	1,467.	1,815.	2,087.	2,816.
	42"	3/4"	71"	<b>BD1HK71423HDN</b>	1,353.	1,489.	1,556.	1,890.	2,172.	2,933.
	48"	3/4"	71"	<b>BD1HK71483HDN</b>	1,395.	1,534.	1,605.	1,960.	2,255.	3,044.



78"h hybrid kit box/box/file drawers with hinge doors	24"	3/4"	78"	<b>BD1HK78243HD(L/R)N</b>	1,022.	1,125.	1,176.	1,487.	1,710.	2,308.
	30"	3/4"	78"	<b>BD1HK78303HDN</b>	1,250.	1,357.	1,439.	1,784.	2,052.	2,770.
	36"	3/4"	78"	<b>BD1HK78363HDN</b>	1,295.	1,424.	1,488.	1,862.	2,140.	2,890.
	42"	3/4"	78"	<b>BD1HK78423HDN</b>	1,372.	1,511.	1,578.	1,931.	2,220.	2,998.
	48"	3/4"	78"	<b>BD1HK78483HDN</b>	1,414.	1,555.	1,626.	2,006.	2,308.	3,117.

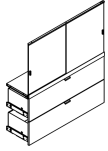


Order Code	Specification Information	Application Notes
Example: _____ _____ _____ _____	<p>Hybrid fronts are available in standard paint or V1 finishes.</p> <p>Doors and drawers are available in the same finish only.</p> <p>Hybrid kit includes steel shelf for placement above drawers. To specify locking doors, replace the "N" in the pattern number with an "L" and add \$40 to the list price.</p> <p>Lock housings are available in either black (B) or chrome (CH). If ordering key-alike, remember to order cores in a matching finish.</p>	<p>24"w hybrid kit comes with single hinged door.</p> <p>Door hand for 24"w kit determined by hinge location.</p> <p>Veneer grain direction is vertical on all door and drawer fronts.</p> <p>Hybrid drawer locks are located on the left hand side.</p> <p>Hybrid kits with hinge doors may be utilized in sections of the same height or taller.</p> <p>Hybrid kits utilized in taller sections require additional shelf for top of hinge doors.</p> <p><b>Desk height electrical modules may not be used behind hybrid kits with hinge doors due to interference.</b></p>

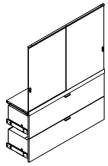
# Hybrid Door/Drawer Kits

*file/file, sliding doors*  
*57"h, 64"h, 71"h and 78"h*

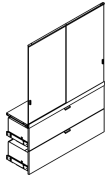
description	w	d	h	pattern no.	P1	P2	P3	V1	V2	V3
57"h hybrid kit file/file drawers wth sliding door	30"	3/4"	57"	<b>BD1HK57302SDN</b>	\$1,092.	\$1,201.	\$1,256.	\$1,621.	\$1,864.	\$2,516.
	36"	3/4"	57"	<b>BD1HK57362SDN</b>	1,148.	1,264.	1,320.	1,687.	1,941.	2,619.
	42"	3/4"	57"	<b>BD1HK57422SDN</b>	1,218.	1,340.	1,401.	1,730.	1,990.	2,687.
	48"	3/4"	57"	<b>BD1HK57482SDN</b>	1,330.	1,465.	1,531.	1,856.	2,133.	2,881.



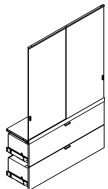
64"h hybrid kit file/file drawers wth sliding door	30"	3/4"	64"	<b>BD1HK64302SDN</b>	1,104.	1,215.	1,270.	1,633.	1,878.	2,536.
	36"	3/4"	64"	<b>BD1HK64362SDN</b>	1,168.	1,283.	1,342.	1,706.	1,961.	2,647.
	42"	3/4"	64"	<b>BD1HK64422SDN</b>	1,236.	1,360.	1,422.	1,748.	2,010.	2,714.
	48"	3/4"	64"	<b>BD1HK64482SDN</b>	1,332.	1,467.	1,532.	1,857.	2,135.	2,884.



71"h hybrid kit file/file drawers wth sliding door	30"	3/4"	71"	<b>BD1HK71302SDN</b>	1,128.	1,240.	1,297.	1,655.	1,903.	2,570.
	36"	3/4"	71"	<b>BD1HK71362SDN</b>	1,179.	1,297.	1,355.	1,716.	1,975.	2,666.
	42"	3/4"	71"	<b>BD1HK71422SDN</b>	1,284.	1,413.	1,478.	1,799.	2,071.	2,795.
	48"	3/4"	71"	<b>BD1HK71482SDN</b>	1,333.	1,468.	1,534.	1,858.	2,136.	2,885.



78"h hybrid kit file/file drawers wth sliding door	30"	3/4"	78"	<b>BD1HK78302SDN</b>	1,151.	1,266.	1,323.	1,682.	1,934.	2,611.
	36"	3/4"	78"	<b>BD1HK78362SDN</b>	1,235.	1,359.	1,420.	1,777.	2,044.	2,758.
	42"	3/4"	78"	<b>BD1HK78422SDN</b>	1,305.	1,435.	1,500.	1,822.	2,095.	2,828.
	48"	3/4"	78"	<b>BD1HK78482SDN</b>	1,335.	1,469.	1,535.	2,055.	2,360.	3,185.

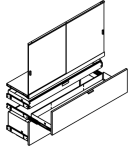


Order Code	Specification Information	Application Notes
Example: _____ _____ _____ _____	<p>Hybrid fronts are available in standard paint or V1 finishes.</p> <p>Doors and drawers are available in the same finish only when specifying steel sliding doors.</p> <p>Hybrid kit includes steel shelf for placement above drawers.</p> <p>Lock housings are available in either black (B) or chrome (CH). If ordering key-alike, remember to order cores in a matching finish.</p>	<p>Hybrid kits with sliding doors may only be utilized in sections matching the height of the hybrid kit.</p> <p>Veneer grain direction is vertical on all door and drawer fronts.</p> <p>Hybrid drawer locks are located on the left hand side.</p>

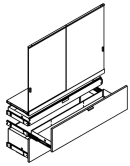
# Hybrid Door/Drawer Kits

box/box/file, sliding doors  
57"h, 64"h, 71"h and 78"h

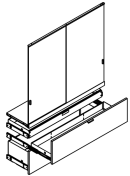
description	w	d	h	pattern no.	P1	P2	P3	V1	V2	V3
57"h hybrid kit	30"	3/4"	57"	<b>BD1HK57303SDN</b>	\$1,240.	\$1,364.	\$1,428.	\$1,769.	\$2,034.	\$2,746.
box/box/file drawers with sliding door	36"	3/4"	57"	<b>BD1HK57363SDN</b>	1,304.	1,435.	1,499.	1,843.	2,120.	2,860.
	42"	3/4"	57"	<b>BD1HK57423SDN</b>	1,373.	1,511.	1,579.	1,889.	2,171.	2,931.
	48"	3/4"	57"	<b>BD1HK57483SDN</b>	1,489.	1,640.	1,713.	2,019.	2,321.	3,132.



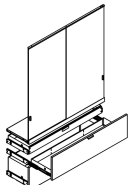
64"h hybrid kit	30"	3/4"	64"	<b>BD1HK64303SDN</b>	1,254.	1,377.	1,441.	1,781.	2,049.	2,766.
box/box/file drawers with sliding door	36"	3/4"	64"	<b>BD1HK64363SDN</b>	1,321.	1,453.	1,520.	1,862.	2,140.	2,890.
	42"	3/4"	64"	<b>BD1HK64423SDN</b>	1,393.	1,531.	1,602.	1,908.	2,194.	2,962.
	48"	3/4"	64"	<b>BD1HK64483SDN</b>	1,491.	1,642.	1,715.	2,020.	2,322.	3,134.





71"h hybrid kit	30"	3/4"	71"	<b>BD1HK71303SDN</b>	1,276.	1,404.	1,468.	1,807.	2,076.	2,803.
box/box/file drawers with sliding door	36"	3/4"	71"	<b>BD1HK71363SDN</b>	1,333.	1,468.	1,534.	1,876.	2,157.	2,913.
	42"	3/4"	71"	<b>BD1HK71423SDN</b>	1,441.	1,584.	1,656.	1,957.	2,252.	3,040.
	48"	3/4"	71"	<b>BD1HK71483SDN</b>	1,492.	1,643.	1,716.	2,022.	2,325.	3,138.



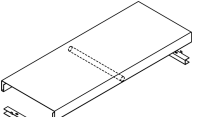
78"h hybrid kit	30"	3/4"	78"	<b>BD1HK78303SDN</b>	1,300.	1,430.	1,495.	1,830.	2,105.	2,841.
box/box/file drawers with sliding door	36"	3/4"	78"	<b>BD1HK78363SDN</b>	1,391.	1,529.	1,600.	1,934.	2,223.	3,002.
	42"	3/4"	78"	<b>BD1HK78423SDN</b>	1,460.	1,607.	1,680.	1,979.	2,276.	3,071.
	48"	3/4"	78"	<b>BD1HK78483SDN</b>	1,495.	1,645.	1,719.	2,211.	2,544.	3,434.



Order Code	Specification Information	Application Notes
Example: _____ _____ _____ _____	<p>Hybrid fronts are available in standard paint or V1 finishes.</p> <p>Doors and drawers are available in the same finish only when specifying steel sliding doors.</p> <p>Hybrid kit includes steel shelf for placement above drawers.</p> <p>Lock housings are available in either black (B) or chrome (CH). If ordering key-alike, remember to order cores in a matching finish.</p>	<p>Hybrid kits with sliding doors may only be utilized in sections matching the height of the hybrid kit.</p> <p>Veneer grain direction is vertical on all door and drawer fronts.</p> <p>Hybrid drawer locks are located on the left hand side.</p>

description	w	d	h	pattern no.	P1	P2	P3	V1	V2	V3
Shelf kit, single 	15"	13"	1 1/16"	<b>BC1SH15(S/V)</b>	\$52.	\$57.	\$59.	\$277.	\$319.	\$430.
	18"	13"	1 1/16"	<b>BC1SH18(S/V)</b>	57.	62.	66.	281.	324.	437.
	23"	13"	1 1/16"	<b>BC1SH23(S/V)</b>	69.	75.	79.	290.	335.	451.
	24"	13"	1 1/16"	<b>BC1SH24(S/V)</b>	69.	75.	79.	290.	335.	451.
	29"	13"	1 1/16"	<b>BC1SH29(S/V)</b>	75.	82.	87.	300.	345.	466.
	30"	13"	1 1/16"	<b>BC1SH30(S/V)</b>	75.	82.	87.	300.	347.	468.
	36"	13"	1 1/16"	<b>BC1SH36(S/V)</b>	80.	89.	93.	309.	356.	481.
	42"	13"	1 1/16"	<b>BC1SH42(S/V)</b>	91.	99.	103.	319.	367.	494.
	48"	13"	1 1/16"	<b>BC1SH48(S/V)</b>	91.	100.	104.	334.	383.	516.
	60"	13"	1 1/16"	<b>BC1SH60(S/V)</b>	139.	153.	161.	369.	424.	576.
	72"	13"	1 1/16"	<b>BC1SH72(S/V)</b>	144.	159.	166.	374.	430.	581.
Shelf kit, package of 5	15"	13"	1 1/16"	<b>BC1SH515(S/V)</b>	249.	273.	286.	915.	1,052.	1,419.
	18"	13"	1 1/16"	<b>BC1SH518(S/V)</b>	273.	300.	313.	936.	1,076.	1,453.
	23"	13"	1 1/16"	<b>BC1SH523(S/V)</b>	334.	368.	383.	986.	1,133.	1,530.
	24"	13"	1 1/16"	<b>BC1SH524(S/V)</b>	334.	368.	383.	989.	1,137.	1,535.
	29"	13"	1 1/16"	<b>BC1SH529(S/V)</b>	368.	405.	422.	1,033.	1,189.	1,605.
	30"	13"	1 1/16"	<b>BC1SH530(S/V)</b>	369.	405.	422.	1,038.	1,195.	1,613.
	36"	13"	1 1/16"	<b>BC1SH536(S/V)</b>	394.	434.	453.	1,079.	1,242.	1,678.
	42"	13"	1 1/16"	<b>BC1SH542(S/V)</b>	443.	488.	510.	1,121.	1,290.	1,742.
	48"	13"	1 1/16"	<b>BC1SH548(S/V)</b>	446.	489.	511.	1,200.	1,381.	1,863.
	60"	13"	1 1/16"	<b>BC1SH560(S/V)</b>	705.	776.	812.	1,365.	1,571.	2,123.
	72"	13"	1 1/16"	<b>BC1SH572(S/V)</b>	710.	781.	817.	1,370.	1,576.	2,128.
Slotted shelf kit 	23"	13"	1 1/16"	<b>BC1SSHK23</b>	114.	125.	131.	n/a		
	24"	13"	1 1/16"	<b>BC1SSHK24</b>	114.	125.	131.	n/a		
	29"	13"	1 1/16"	<b>BC1SSHK29</b>	127.	139.	145.	n/a		
	30"	13"	1 1/16"	<b>BC1SSHK30</b>	127.	139.	145.	n/a		
	36"	13"	1 1/16"	<b>BC1SSHK36</b>	155.	170.	177.	n/a		
	42"	13"	1 1/16"	<b>BC1SSHK42</b>	168.	184.	194.	n/a		
	48"	13"	1 1/16"	<b>BC1SSHK48</b>	171.	187.	197.	n/a		



Order Code	Specification Information	Application Notes
Example:	Steel shelf includes shelf brackets in matching paint finish.	Shelves are non-handed and non-sided for simple specification and installation.
	Specify veneer finish for veneer shelf as well as paint finish for veneer shelf brackets.	Each shelf includes a pair of non-handed hanging brackets.
		Slotted shelf includes a slotted steel shelf and slotted shelf back designed to accept slotted shelf partitions (ordered separately)

description	w	d	h	pattern no.	P1	P2	P3
	24"	13"	1 1/13"	<b>BC1CSH24</b>	\$124.	\$136.	\$142.
	30"	13"	1 1/13"	<b>BC1CSH30</b>	133.	146.	152.
	36"	13"	1 1/13"	<b>BC1CSH36</b>	143.	158.	165.
	42"	13"	1 1/13"	<b>BC1CSH42</b>	181.	199.	208.
	48"	13"	1 1/13"	<b>BC1CSH48</b>	194.	213.	222.

Order Code	Specification Information	Application Notes
Example: _____ _____ _____ _____	Coat Rod Shelf includes shelf brackets in matching paint finish.  Coat rod is painted black.	Coat rod shelf provides a front-to-back coat rod for use with standard coat hangers (not included).  24"w, 30"w and 36"w shelves include a single, centered coat rod. 42"w and 48"w shelves include two coat rods positioned in from the end or mid panel at an equal distance.  Each coat rod provides 12" of hanging depth.

# Worksurface Shelves

*single and double sided*

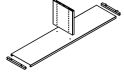
description	w	d	h	pattern no.	L1	L2	V1	V2	V3
Worksurface shelf, single sided for use where back side of worksurface shelf is covered by a back 	18"	14"	1 1/4"	<b>BC1WSHK118(L/V)</b>	\$141.	\$168.	\$298.	\$343.	\$462.
	24"	14"	1 1/4"	<b>BC1WSHK124(L/V)</b>	158.	198.	307.	354.	478.
	30"	14"	1 1/4"	<b>BC1WSHK130(L/V)</b>	173.	227.	316.	366.	492.
	36"	14"	1 1/4"	<b>BC1WSHK136(L/V)</b>	209.	288.	325.	374.	504.
	42"	14"	1 1/4"	<b>BC1WSHK142(L/V)</b>	214.	294.	333.	382.	515.
	48"	14"	1 1/4"	<b>BC1WSHK148(L/V)</b>	219.	300.	343.	393.	533.
	60"	14"	1 1/4"	<b>BC1WSHK160(L/V)</b>	241.	322.	365.	415.	553.
	72"	14"	1 1/4"	<b>BC1WSHK172(L/V)</b>	251.	333.	375.	425.	563.
Worksurface shelf, double sided for use when there is a pass-through located directly above the worksurface shelf. 	18"	15"	1 1/4"	<b>BC1WSHK218(L/V)</b>	144.	171.	294.	339.	457.
	24"	15"	1 1/4"	<b>BC1WSHK224(L/V)</b>	161.	201.	302.	348.	470.
	30"	15"	1 1/4"	<b>BC1WSHK230(L/V)</b>	176.	230.	311.	358.	483.
	36"	15"	1 1/4"	<b>BC1WSHK236(L/V)</b>	212.	291.	320.	368.	495.
	42"	15"	1 1/4"	<b>BC1WSHK242(L/V)</b>	217.	297.	329.	377.	508.
	48"	15"	1 1/4"	<b>BC1WSHK248(L/V)</b>	222.	303.	339.	389.	524.
	60"	15"	1 1/4"	<b>BC1WSHK260(L/V)</b>	244.	325.	359.	411.	547.
	72"	15"	1 1/4"	<b>BC1WSHK272(L/V)</b>	254.	336.	371.	421.	557.

Order Code	Specification Information	Application Notes
Example: _____ _____ _____ _____	<p>Worksurface shelves are available in laminate or veneer only and ship with a pair of black brackets for placement at either worksurface height or credenza height.</p> <p>L1 laminate colors include:                      114-Folkstone Grey                      117-Soft Grey                      118-Bright White                      119-Pumice</p> <p>L2 finishes include all other standard Knoll core laminate finishes.</p>	<p>Worksurface shelves are 1 1/4" thick to match thickness of standard Template or matching system worksurfaces.</p> <p>Worksurface shelf is required for attachment of perpendicular worksurface.</p> <p>Worksurface shelf must be utilized when supporting a perpendicular worksurface utilizing a credenza spacer.</p>

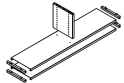
# Upper Shelf Kit, 15" h and 20" h, steel for 60" w and 72" w sections

Template GSA

description	w	d	h	pattern no.	P1	P2	P3
15" h upper shelf kit	60"		15"	<b>BC1USK1560S</b>	\$273.	\$302.	\$315.
Includes one steel shelf and one center located steel structural septum	72"		15"	<b>BC1USK1572S</b>	278.	306.	321.



20" h upper shelf kit	60"		20"	<b>BC1USK2060S</b>	415.	456.	477.
Includes two steel shelf and one center located steel structural septum	72"		20"	<b>BC1USK2072S</b>	419.	461.	482.



## Order Code

## Specification Information

## Application Notes

Example:

---



---



---



---



---





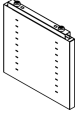
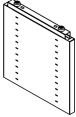
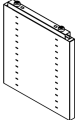
Upper shelf kit must be mated with an upper back of the same height.

Upper shelf kit is required on all openings either 60" w or 72" w.

# Shelf Dividers

package of 1

4" h, 5" h, 6" h, 7" h, 12" h, 13" h and 14" h

description	w	d	h	pattern no.	P1	P2	P3
Shelf divider, 4" h single 	1"	13"	4 <sup>3</sup> / <sub>16</sub> "	<b>BC1SDIV4</b>	\$97.	\$108.	\$113.
Shelf divider, 5" h single 	1"	13"	5 <sup>1</sup> / <sub>4</sub> "	<b>BC1SDIV5</b>	98.	109.	114.
Shelf divider, 6" h single 	1"	13"	6 <sup>5</sup> / <sub>16</sub> "	<b>BC1SDIV6</b>	99.	110.	110.
Shelf divider, 7" h single 	1"	13"	7 <sup>3</sup> / <sub>8</sub> "	<b>BC1SDIV7</b>	99.	110.	110.
Shelf divider, 12h single 	1"	13"	11 <sup>15</sup> / <sub>16</sub> "	<b>BC1SDIV12</b>	103.	115.	121.
Shelf divider, 13h single 	1"	13"	12 <sup>5</sup> / <sub>8</sub> "	<b>BC1SDIV13</b>	104.	116.	122.
Shelf divider, 14h single 	1"	13"	13 <sup>11</sup> / <sub>16</sub> "	<b>BC1SDIV14</b>	107.	117.	123.

## Order Code

Example:  
\_\_\_\_\_  
\_\_\_\_\_  
\_\_\_\_\_

## Specification Information

Shelf dividers work with painted or veneer shelves.  
  
Dividers are non-handed and include shelf slots on one side for additional shelf division.

## Application Notes

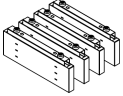
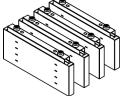
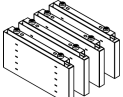
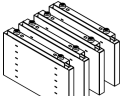
Shelf divider is adjustable in the field for use with either steel or veneer shelf or top position above it.  
  
Slots on shelf divider may only be used to support a shelf on the divider and an adjacent end or mid panel.

**A shelf may NOT be supported between two shelf dividers.**

Shelf dividers are not designed to be placed directly above a worksurface shelf at worksurface height.

# Shelf Dividers

package of 4  
4"h, 5"h, 6"h and 7"h

description	w	d	h	pattern no.	P1	P2	P3
Shelf divider, 4"h package of 4 	1"	13"	4 <sup>3</sup> / <sub>16</sub> "	<b>BC1SDIV44</b>	\$303.	\$334.	\$349.
Shelf divider, 5"h package of 4 	1"	13"	5 <sup>1</sup> / <sub>4</sub> "	<b>BC1SDIV54</b>	307.	339.	353.
Shelf divider, 6"h package of 4 	1"	13"	6 <sup>5</sup> / <sub>16</sub> "	<b>BC1SDIV64</b>	310.	343.	357.
Shelf divider, 7"h package of 4 	1"	13"	7 <sup>3</sup> / <sub>8</sub> "	<b>BC1SDIV74</b>	314.	347.	364.

**Order Code**

Example:  
\_\_\_\_\_  
\_\_\_\_\_  
\_\_\_\_\_

**Specification Information**

Shelf dividers work with painted or veneer shelves.  
  
Dividers are non-handed and include shelf slots on one side for additional shelf division.

**Application Notes**

Shelf divider is adjustable in the field for use with either steel or veneer shelf or top position above it.  
  
Slots on shelf divider may only be used to support a shelf on the divider and an adjacent end or mid panel.

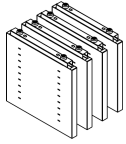
**A shelf may NOT be supported between two shelf dividers.**

Shelf dividers are not designed to be placed directly above a worksurface shelf at worksurface height.

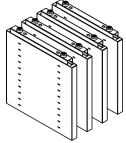
# Shelf Dividers

package of 4  
12"h, 13"h and 14"h

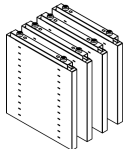
description	w	d	h	pattern no.	P1	P2	P3
Shelf divider, 12"h package of 4	1"	13"	11 <sup>15</sup> / <sub>16</sub> "	<b>BC1SDIV124</b>	\$335.	\$369.	\$385.



Shelf divider, 13"h package of 4	1"	13"	12 <sup>3</sup> / <sub>8</sub> "	<b>BC1SDIV134</b>	336.	370.	385.
----------------------------------	----	-----	----------------------------------	-------------------	------	------	------



Shelf divider, 14"h package of 4	1"	13"	13 <sup>11</sup> / <sub>16</sub> "	<b>BC1SDIV144</b>	340.	374.	390.
----------------------------------	----	-----	------------------------------------	-------------------	------	------	------



**Order Code**

Example: \_\_\_\_\_  
 \_\_\_\_\_  
 \_\_\_\_\_

**Specification Information**

Shelf dividers work with painted or veneer shelves.  
 Dividers are non-handed and include shelf slots on one side for additional shelf division.

**Application Notes**

Shelf divider is adjustable in the field for use with either steel or veneer shelf or top position above it.  
 Slots on shelf divider may only be used to support a shelf on the divider and an adjacent end or mid panel.

**A shelf may NOT be supported between two shelf dividers.**

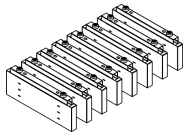
Shelf dividers are not designed to be placed directly above a worksurface shelf at worksurface height.

# Shelf Dividers

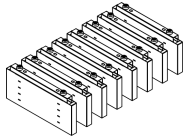
package of 8  
4" h, 5" h, 6" h and 7" h

description	w	d	h	pattern no.	P1	P2	P3
-------------	---	---	---	-------------	----	----	----

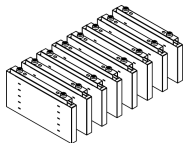
Shelf divider, 4" h package of 8	1"	13"	4 <sup>3</sup> / <sub>16</sub> "	<b>BC1SDIV48</b>	\$568.	\$624.	\$652.
----------------------------------	----	-----	----------------------------------	------------------	--------	--------	--------



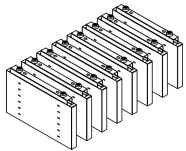
Shelf divider, 5" h package of 8	1"	13"	5 <sup>1</sup> / <sub>4</sub> "	<b>BC1SDIV58</b>	576.	632.	661.
----------------------------------	----	-----	---------------------------------	------------------	------	------	------



Shelf divider, 6" h package of 8	1"	13"	6 <sup>5</sup> / <sub>16</sub> "	<b>BC1SDIV68</b>	584.	642.	671.
----------------------------------	----	-----	----------------------------------	------------------	------	------	------



Shelf divider, 7" h package of 8	1"	13"	7 <sup>3</sup> / <sub>8</sub> "	<b>BC1SDIV78</b>	591.	650.	680.
----------------------------------	----	-----	---------------------------------	------------------	------	------	------



## Order Code

Example:  
\_\_\_\_\_  
\_\_\_\_\_  
\_\_\_\_\_

## Specification Information

Shelf dividers work with painted or veneer shelves.

Dividers are non-handed and include shelf slots on one side for additional shelf division.

## Application Notes

Shelf divider is adjustable in the field for use with either steel or veneer shelf or top position above it.

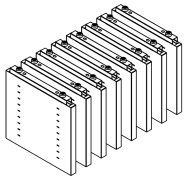
Slots on shelf divider may only be used to support a shelf on the divider and an adjacent end or mid panel.

**A shelf may NOT be supported between two shelf dividers.**

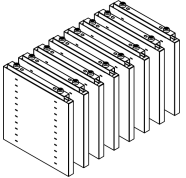
Shelf dividers are not designed to be placed directly above a worksurface shelf at worksurface height.

Shelf Dividers  
*package of 8*  
*12" h, 13" h and 14" h*

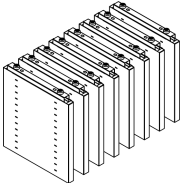
description	w	d	h	pattern no.	P1	P2	P3
Shelf divider, 12" h package of 8	1"	13"	11 <sup>15</sup> / <sub>16</sub> "	<b>BC1SDIV128</b>	\$629.	\$692.	\$723.



Shelf divider, 13" h package of 8	1"	13"	12 <sup>5</sup> / <sub>8</sub> "	<b>BC1SDIV138</b>	631.	693.	725.
-----------------------------------	----	-----	----------------------------------	-------------------	------	------	------



Shelf divider, 14" h package of 8	1"	13"	13 <sup>11</sup> / <sub>16</sub> "	<b>BC1SDIV148</b>	640.	703.	734.
-----------------------------------	----	-----	------------------------------------	-------------------	------	------	------



**Order Code**

Example:  
 \_\_\_\_\_  
 \_\_\_\_\_  
 \_\_\_\_\_

**Specification Information**

Shelf dividers work with painted or veneer shelves.  
 Dividers are non-handed and include shelf slots on one side for additional shelf division.

**Application Notes**

Shelf divider is adjustable in the field for use with either steel or veneer shelf or top position above it.  
 Slots on shelf divider may only be used to support a shelf on the divider and an adjacent end or mid panel.

**A shelf may NOT be supported between two shelf dividers.**

Shelf dividers are not designed to be placed directly above a worksurface shelf at worksurface height.

Base Infeed, Base Power Transfer Block,  
*Base Power Duplex Block, Base Duplex, Base Power Jumper  
 and Knockout Cover 8-wire Power*

description	w	d	h	pattern no.	list
Base infeed, 72"	72"			<b>BE2BI872</b>	\$228.
Base infeed, 72" for New York	72"			<b>BE2BI872NY</b>	228.
Base infeed, 72" for San Francisco	72"			<b>BE2BI872SF</b>	228.
Base power transfer block				<b>BE2BTB8</b>	39.
Base power duplex block				<b>BE2BDB8</b>	90.
Base duplex (plg. of 6)				<b>BE2BDUP6(1/2/3/3D/4D)</b>	160.
Base power jumper	24"			<b>BE2BPJ824</b>	124.
	30"			<b>BE2BPJ830</b>	131.
	36"			<b>BE2BPJ836</b>	139.
	42"			<b>BE2BPJ842</b>	146.
	48"			<b>BE2BPJ848</b>	150.
	54"			<b>BE2BPJ854</b>	153.
	60"			<b>BE2BPJ860</b>	156.
	66"			<b>BE2BPJ866</b>	168.
	72"			<b>BE2BPJ872</b>	172.
Desk height knockout cover, package of 10				<b>BE2KC10</b>	69.

**Order Code**

**Application Notes**

Example:  
 \_\_\_\_\_  
 \_\_\_\_\_  
 \_\_\_\_\_  
 \_\_\_\_\_

Base infeed is designed to feed into an end panel with base infeed knockouts specified. There is room for two base infeeds at each end panel.

Base power transfer block provides four transition points to receive an infeed, a base power jumper or desk-height power module.

Base power duplex block provides four transition points to receive an infeed, a base power jumper or desk-height power module as well as a single base duplex on one or both sides of the block.

**NOTE: When utilizing base duplexes, an electrical base with grommets must be ordered to accommodate wire access.**

Base power jumper lengths are computed by adding the width of bases you are connecting to and divide by two and then add the full width of any bases that may be in between the ones being connected. If distance between connections exceeds 72", specify a base power block and an additional jumper to obtain the length desired.

Knockout cover is available in all core paint finishes.

# Desk-Height Power Modules ( one circuit)

Template GSA

*Circuits 1, 2, 3 and 4D (3+1)*

*Circuits 1, 2, 3D and 4D (2+2)*

description	w	d	h	pattern no.	list
Desk-height power module, data/data	13"	3"	1 1/2"	<b>BE2EPM8DD(1/2/3/3D/4D)</b>	\$333.
Desk-height power module, data/iPod®	13"	3"	1 1/2"	<b>BE2EPM8DP(1/2/3/3D/4D)</b>	745.
Desk-height power module, iPod®/data	13"	3"	1 1/2"	<b>BE2EPM8PD(1/2/3/3D/4D)</b>	745.
Desk-height power module, data/USB	13"	3"	1 1/2"	<b>BE2EPM8DU(1/2/3/3D/4D)</b>	533.
Desk-height power module, USB/data	13"	3"	1 1/2"	<b>BE2EPM8UD(1/2/3/3D/4D)</b>	533.
Desk-height power module, iPod®/USB	13"	3"	1 1/2"	<b>BE2EPM8PU(1/2/3/3D/4D)</b>	952.
Desk-height power module, USB/iPod®	13"	3"	1 1/2"	<b>BE2EPM8UP(1/2/3/3D/4D)</b>	952.

iPod® is a registered trademark of Apple Inc. registered in the U.S. and other countries.

Order Code	Application Notes
Example: _____ _____ _____ _____	<p>Desk-height power modules are available in single circuit designations per module.</p> <p>Modules include a power jumper pigtail long enough to reach the center of any base from either an above desk height or below desk height position.</p> <p>Desk-height power modules include mounting bracket to position module just above or just below desk height.</p> <p>All desk height power modules include 4 simplexes in the center of each module. The remaining two simplex locations on either side are configured from left to right per the pattern number designation.</p> <p>D=2 data jack positions P=iPod® dock U=USB hub</p> <p>Data jack comes with a variety of bezels to accept the most common data modules as well as RGB and microphone jacks.</p> <p>iPod® dock includes external inputs for USB cable, mini speaker plug, S-video cord and headphone plug.</p> <p>USB hub module provides mini USB data input and 4 external powered USB jacks for data or powered USB access.</p>

# Desk-Height Power Modules ( two circuits)

## Circuits 1, 2, 3 and 4D (3+1)

## Circuits 1, 2, 3D and 4D (2+2)

description	w	d	h	pattern no.	list
Desk-height power module, data/data	13"	3"	1 1/2"	<b>BE2EPM8DD(14D/24D/34D/13D/23D)</b>	\$380.
Desk-height power module, data/iPod®	13"	3"	1 1/2"	<b>BE2EPM8DP(14D/24D/34D/13D/23D)</b>	792.
Desk-height power module, data/USB	13"	3"	1 1/2"	<b>BE2EPM8DU(14D/24D/34D/13D/23D)</b>	580.
Desk-height power module, iPod®/data	13"	3"	1 1/2"	<b>BE2EPM8PD(14D/24D/34D/13D/23D)</b>	792.
Desk-height power module, iPod®/USB	13"	3"	1 1/2"	<b>BE2EPM8PU(14D/24D/34D/13D/23D)</b>	1,001.
Desk-height power module, USB/data	13"	3"	1 1/2"	<b>BE2EPM8UD(14D/24D/34D/13D/23D)</b>	580.
Desk-height power module, USB/iPod®	13"	3"	1 1/2"	<b>BE2EPM8UP(14D/24D/34D/13D/23D)</b>	1,001.

iPod® is a registered trademark of Apple Inc. registered in the U.S. and other countries.

Order Code	Application Notes		
Example: _____ _____ _____ _____	<p>Desk-height power modules are available in single circuit designations per module.</p> <p>Modules include a power jumper pigtail long enough to reach the center of any base from either an above desk height or below desk height position.</p> <p>Desk-height power modules include mounting bracket to position module just above or just below desk height.</p>	<p>All desk height power modules include 4 simplexes in the center of each module. The remaining two simplex locations on either side are configured from left to right per the pattern number designation.</p> <p>D=2 data jack positions P=iPod® dock U=USB hub</p> <p>Data jack comes with a variety of bezels to accept the most common data modules as well as RGB and microphone jacks.</p>	<p>iPod® dock includes external inputs for USB cable, mini speaker plug, S-video cord and headphone plug.</p> <p>USB hub module provides mini USB data input and 4 external powered USB jacks for data or powered USB access.</p> <p>Dual circuit boxes split the 4 simplex outlets in the circuit options as listed in the pattern number. (example: suffix "14D" will provide circuit 1 on three simplexes and circuit 4D on the remaining simplex)</p>

# Transition Jumpers

## *Dividends to Template*

Template GSA

description	type	pattern no.	list
Dividends to Template transition jumper, 3+1	for 15" w Template base	<b>BE2DTJ822</b>	\$248.
	for 18" w Template base	<b>BE2DTJ825</b>	255.
	for 24" w Template base	<b>BE2DTJ828</b>	262.
	for 30" w Template base	<b>BE2DTJ831</b>	268.
	for 36" w Template base	<b>BE2DTJ834</b>	274.
	for 42" w Template base	<b>BE2DTJ837</b>	281.
	for 48" w Template base	<b>BE2DTJ840</b>	287.
Dividends to Template transition jumper, 2+2	for 15" w Template base	<b>BE2DTJ822-2</b>	248.
	for 18" w Template base	<b>BE2DTJ825-2</b>	255.
	for 24" w Template base	<b>BE2DTJ828-2</b>	262.
	for 30" w Template base	<b>BE2DTJ831-2</b>	268.
	for 34" w Template base	<b>BE2DTJ834-2</b>	274.
	for 42" w Template base	<b>BE2DTJ837-2</b>	281.
	for 48" w Template base	<b>BE2DTJ840-2</b>	287.

### Order Code

### Application Notes



Example:

Jumper length assumes connection from Dividends panel electrical, through 15" w Dividends panel, into Template base

# Rectangular Worksurfaces

## 18" d

Template GSA

description	w	d	h	pattern no.	laminate	V1	V2	V3
Rectangular worksurface, 18" Template depth 	36"	16"	1 1/4"	<b>BW1R3618T(L/V)</b>	\$185.	\$398.	\$457.	\$618.
	42"	16"	1 1/4"	<b>BW1R4218T(L/V)</b>	215.	417.	479.	647.
	48"	16"	1 1/4"	<b>BW1R4818T(L/V)</b>	239.	432.	496.	671.
	54"	16"	1 1/4"	<b>BW1R5418T(L/V)</b>	254.	449.	515.	695.
	60"	16"	1 1/4"	<b>BW1R6018T(L/V)</b>	277.	485.	559.	755.
	66"	16"	1 1/4"	<b>BW1R6618T(L/V)</b>	298.	501.	577.	778.
	72"	16"	1 1/4"	<b>BW1R7218T(L/V)</b>	314.	526.	607.	819.
	78"	16"	1 1/4"	<b>BW1R7818T(L/V)</b>	338.	534.	612.	826.
	84"	16"	1 1/4"	<b>BW1R8418T(L/V)</b>	355.	570.	655.	885.
Rectangular worksurface, 18" Pedestal depth 	36"	17 1/2"	1 1/4"	<b>BW1R3618P(L/V)</b>	185.	398.	457.	618.
	42"	17 1/2"	1 1/4"	<b>BW1R4218P(L/V)</b>	215.	417.	479.	647.
	48"	17 1/2"	1 1/4"	<b>BW1R4818P(L/V)</b>	239.	432.	496.	671.
	54"	17 1/2"	1 1/4"	<b>BW1R5418P(L/V)</b>	254.	449.	515.	695.
	60"	17 1/2"	1 1/4"	<b>BW1R6018P(L/V)</b>	277.	485.	559.	755.
	66"	17 1/2"	1 1/4"	<b>BW1R6618P(L/V)</b>	298.	501.	577.	778.
	72"	17 1/2"	1 1/4"	<b>BW1R7218P(L/V)</b>	314.	526.	607.	819.
	78"	17 1/2"	1 1/4"	<b>BW1R7818P(L/V)</b>	338.	534.	612.	826.
	84"	17 1/2"	1 1/4"	<b>BW1R8418P(L/V)</b>	355.	570.	655.	885.

### Order Code

Example:  
 \_\_\_\_\_  
 \_\_\_\_\_  
 \_\_\_\_\_  
 \_\_\_\_\_

### Application Notes

Template depth worksurfaces are designed to mount perpendicular to worksurface shelves whose width matches that of the worksurface's depth.

Pedestal depth worksurfaces matches standard system worksurface depths (actual minus 1/2") and may mount to worksurface shelves whose width is a least 6" wider than the depth of the perpendicular worksurface.



Worksurface mounts to a perpendicular worksurface shelf with a flat bracket (ordered separately).

Worksurface will only mount to a perpendicular worksurface shelf.

# Rectangular Worksurfaces

## 24" d

Template GSA

description	w	d	h	pattern no.	laminate	V1	V2	V3
Rectangular worksurface, 24" d Template depth 	36"	22"	1 1/4"	<b>BW1R3624T(L/V)</b>	\$213.	\$426.	\$490.	\$662.
	42"	22"	1 1/4"	<b>BW1R4224T(L/V)</b>	244.	438.	504.	680.
	48"	22"	1 1/4"	<b>BW1R4824T(L/V)</b>	272.	471.	543.	731.
	54"	22"	1 1/4"	<b>BW1R5424T(L/V)</b>	296.	501.	577.	778.
	60"	22"	1 1/4"	<b>BW1R6024T(L/V)</b>	320.	540.	620.	836.
	66"	22"	1 1/4"	<b>BW1R6624T(L/V)</b>	345.	555.	638.	860.
	72"	22"	1 1/4"	<b>BW1R7224T(L/V)</b>	359.	580.	666.	899.
	78"	22"	1 1/4"	<b>BW1R7824T(L/V)</b>	386.	607.	697.	941.
	84"	22"	1 1/4"	<b>BW1R8424T(L/V)</b>	409.	632.	726.	982.
Rectangular worksurface, 24" d Pedestal depth 	36"	23 1/2"	1 1/4"	<b>BW1R3624P(L/V)</b>	213.	426.	490.	662.
	42"	23 1/2"	1 1/4"	<b>BW1R4224P(L/V)</b>	244.	438.	504.	680.
	48"	23 1/2"	1 1/4"	<b>BW1R4824P(L/V)</b>	272.	471.	543.	731.
	54"	23 1/2"	1 1/4"	<b>BW1R5424P(L/V)</b>	296.	501.	577.	778.
	60"	23 1/2"	1 1/4"	<b>BW1R6024P(L/V)</b>	320.	540.	620.	836.
	66"	23 1/2"	1 1/4"	<b>BW1R6624P(L/V)</b>	345.	555.	638.	860.
	72"	23 1/2"	1 1/4"	<b>BW1R7224P(L/V)</b>	359.	580.	666.	899.
	78"	23 1/2"	1 1/4"	<b>BW1R7824P(L/V)</b>	386.	607.	697.	941.
	84"	23 1/2"	1 1/4"	<b>BW1R8424P(L/V)</b>	409.	632.	726.	982.

### Order Code

Example:  
 \_\_\_\_\_  
 \_\_\_\_\_  
 \_\_\_\_\_  
 \_\_\_\_\_

### Application Notes

Template depth worksurfaces are designed to mount perpendicular to worksurface shelves whose width matches that of the worksurface's depth.

Pedestal depth worksurfaces matches standard system worksurface depths (actual minus 1/2") and may mount to worksurface shelves whose width is a least 6" wider than the depth of the perpendicular worksurface.





Worksurface mounts to a perpendicular worksurface shelf with a flat bracket (ordered separately).

Worksurface will only mount to a perpendicular worksurface shelf.

# Rectangular Worksurfaces

## 30" d and 36" d

Template GSA

description	w	d	h	pattern no.	laminate	V1	V2	V3
Rectangular worksurface, 30" d Template depth 	36"	28"	1 1/4"	<b>BW1R3630T(L/V)</b>	\$264.	\$477.	\$550.	\$741.
	42"	28"	1 1/4"	<b>BW1R4230T(L/V)</b>	288.	495.	570.	769.
	48"	28"	1 1/4"	<b>BW1R4830T(L/V)</b>	320.	528.	609.	822.
	54"	28"	1 1/4"	<b>BW1R5430T(L/V)</b>	363.	574.	659.	889.
	60"	28"	1 1/4"	<b>BW1R6030T(L/V)</b>	399.	593.	682.	921.
	66"	28"	1 1/4"	<b>BW1R6630T(L/V)</b>	443.	606.	696.	940.
	72"	28"	1 1/4"	<b>BW1R7230T(L/V)</b>	461.	621.	714.	965.
	78"	28"	1 1/4"	<b>BW1R7830T(L/V)</b>	492.	650.	749.	1,010.
84"	28"	1 1/4"	<b>BW1R8430T(L/V)</b>	522.	676.	778.	1,051.	
Rectangular worksurface, 30" d Pedestal depth 	36"	29 1/2"	1 1/4"	<b>BW1R3630P(L/V)</b>	264.	477.	550.	741.
	42"	29 1/2"	1 1/4"	<b>BW1R4230P(L/V)</b>	288.	495.	570.	769.
	48"	29 1/2"	1 1/4"	<b>BW1R4830P(L/V)</b>	320.	528.	609.	822.
	54"	29 1/2"	1 1/4"	<b>BW1R5430P(L/V)</b>	363.	574.	659.	889.
	60"	29 1/2"	1 1/4"	<b>BW1R6030P(L/V)</b>	399.	593.	682.	921.
	66"	29 1/2"	1 1/4"	<b>BW1R6630P(L/V)</b>	443.	606.	696.	940.
	72"	29 1/2"	1 1/4"	<b>BW1R7230P(L/V)</b>	461.	621.	714.	965.
	78"	29 1/2"	1 1/4"	<b>BW1R7830P(L/V)</b>	492.	650.	749.	1,010.
84"	29 1/2"	1 1/4"	<b>BW1R8430P(L/V)</b>	522.	676.	778.	1,051.	
Rectangular worksurface, 36" d Template depth 	60"	34"	1 1/4"	<b>BW1R6036T(L/V)</b>	511.	684.	788.	1,063.
	66"	34"	1 1/4"	<b>BW1R6636T(L/V)</b>	564.	708.	814.	1,098.
	72"	34"	1 1/4"	<b>BW1R7236T(L/V)</b>	622.	731.	843.	1,137.
Rectangular worksurface, 36" d Pedestal depth 	60"	35 1/2"	1 1/4"	<b>BW1R6036P(L/V)</b>	511.	684.	788.	1,063.
	66"	35 1/2"	1 1/4"	<b>BW1R6636P(L/V)</b>	564.	708.	814.	1,098.
	72"	35 1/2"	1 1/4"	<b>BW1R7236P(L/V)</b>	622.	731.	843.	1,137.

### Order Code

Example:  
 \_\_\_\_\_  
 \_\_\_\_\_  
 \_\_\_\_\_  
 \_\_\_\_\_

### Application Notes

Template depth worksurfaces are designed to mount perpendicular to worksurface shelves whose width matches that of the worksurface's depth.

Pedestal depth worksurfaces matches standard system worksurface depths (actual minus 1/2") and may mount to worksurface shelves whose width is a least 6" wider than the depth of the perpendicular worksurface.

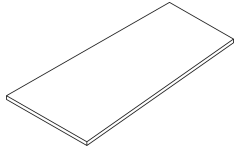
Worksurface mounts to a perpendicular worksurface shelf with a flat bracket (ordered separately).

Worksurface will only mount to a perpendicular worksurface shelf.

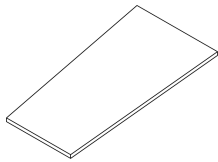
# Trapezoid Worksurfaces

## 18"/24" d and 24"/18" d

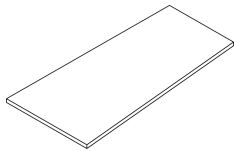
description	w	d	h	pattern no.	laminate	V1	V2	V3
Trapezoid worksurface, 18"/24"d	48"	16"/22"	1 1/4"	<b>BW1T481824T(L/V)</b>	\$432.	\$475.	\$547.	\$736.
Template depth	54"	16"/22"	1 1/4"	<b>BW1T541824T(L/V)</b>	444.	489.	562.	760.
	60"	16"/22"	1 1/4"	<b>BW1T601824T(L/V)</b>	457.	503.	579.	781.
	72"	16"/22"	1 1/4"	<b>BW1T721824T(L/V)</b>	544.	597.	686.	926.



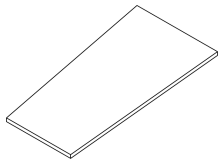
Trapezoid worksurface, 24"/18"d	48"	22"/16"	1 1/4"	<b>BW1T482418T(L/V)</b>	432.	475.	547.	736.
Template depth	54"	22"/16"	1 1/4"	<b>BW1T542418T(L/V)</b>	444.	489.	562.	760.
	60"	22"/16"	1 1/4"	<b>BW1T602418T(L/V)</b>	457.	503.	579.	781.
	72"	22"/16"	1 1/4"	<b>BW1T722418T(L/V)</b>	544.	597.	686.	926.



Trapezoid worksurface, 18"/24"d	48"	17 1/2"/23 1/2"	1 1/4"	<b>BW1T481824P(L/V)</b>	432.	475.	547.	736.
Pedestal depth	54"	17 1/2"/23 1/2"	1 1/4"	<b>BW1T541824P(L/V)</b>	444.	489.	562.	760.
	60"	17 1/2"/23 1/2"	1 1/4"	<b>BW1T601824P(L/V)</b>	457.	503.	579.	781.
	72"	17 1/2"/23 1/2"	1 1/4"	<b>BW1T721824P(L/V)</b>	544.	597.	686.	926.



Trapezoid worksurface, 24"/18"d	18"	23 1/2"/17 1/2"	1 1/4"	<b>BW1T482418P(L/V)</b>	432.	475.	547.	736.
Pedestal depth	54"	23 1/2"/17 1/2"	1 1/4"	<b>BW1T542418P(L/V)</b>	444.	489.	562.	760.
	60"	23 1/2"/17 1/2"	1 1/4"	<b>BW1T602418P(L/V)</b>	457.	503.	579.	781.
	72"	23 1/2"/17 1/2"	1 1/4"	<b>BW1T722418P(L/V)</b>	544.	597.	686.	926.



### Order Code

Example:  
 \_\_\_\_\_  
 \_\_\_\_\_  
 \_\_\_\_\_  
 \_\_\_\_\_

### Application Notes

Template depth worksurfaces are designed to mount perpendicular to worksurface shelves whose width matches that of the worksurface's depth.

Pedestal depth worksurfaces matches standard system worksurface depths (actual minus 1/2") and may mount to worksurface shelves whose width is a least 6" wider than the depth of the perpendicular worksurface.

Worksurface mounts to a perpendicular worksurface shelf with a flat bracket (ordered separately).

Worksurface will only mount to a perpendicular worksurface shelf.

Trapezoid worksurface depths are configured left to right from the user edge.

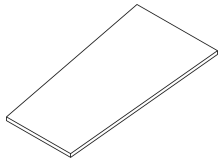
The user edge is the angled edge. The back edge is perpendicular to both ends.

# Trapezoid Worksurfaces

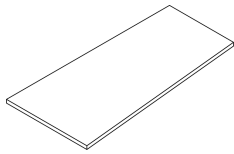
## 24/30" d and 30"/24" d

Template GSA

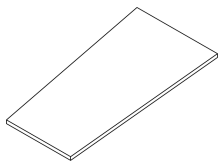
description	w	d	h	pattern no.	laminate	V1	V2	V3
Trapezoid worksurface, 24"/30"d	48"	22"/28"	1 1/4"	<b>BW1T482430T(L/V)</b>	\$523.	\$577.	\$662.	\$893.
Template depth	54"	22"/28"	1 1/4"	<b>BW1T542430T(L/V)</b>	541.	594.	683.	922.
	60"	22"/28"	1 1/4"	<b>BW1T602430T(L/V)</b>	555.	610.	701.	946.
	72"	22"/28"	1 1/4"	<b>BW1T722430T(L/V)</b>	580.	638.	732.	990.



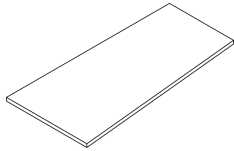
Trapezoid worksurface, 30"/24"d	48"	28"/22"	1 1/4"	<b>BW1T483024T(L/V)</b>	523.	577.	662.	893.
Template depth	54"	28"/22"	1 1/4"	<b>BW1T543024T(L/V)</b>	541.	594.	683.	922.
	60"	28"/22"	1 1/4"	<b>BW1T603024T(L/V)</b>	555.	610.	701.	946.
	72"	28"/22"	1 1/4"	<b>BW1T723024T(L/V)</b>	580.	638.	732.	990.



Trapezoid worksurface, 24"/30"d	48"	23 1/2"/29 1/2"	1 1/4"	<b>BW1T482430P(L/V)</b>	523.	577.	662.	893.
Pedestal depth	54"	23 1/2"/29 1/2"	1 1/4"	<b>BW1T542430P(L/V)</b>	541.	594.	683.	922.
	60"	23 1/2"/29 1/2"	1 1/4"	<b>BW1T602430P(L/V)</b>	555.	610.	701.	946.
	72"	23 1/2"/29 1/2"	1 1/4"	<b>BW1T722430P(L/V)</b>	580.	638.	732.	990.



Trapezoid worksurface, 30"/24"d	48"	29 1/2"/23 1/2"	1 1/4"	<b>BW1T483024P(L/V)</b>	523.	577.	662.	893.
Pedestal depth	54"	29 1/2"/23 1/2"	1 1/4"	<b>BW1T543024P(L/V)</b>	541.	594.	683.	922.
	60"	29 1/2"/23 1/2"	1 1/4"	<b>BW1T603024P(L/V)</b>	555.	610.	701.	946.
	72"	29 1/2"/23 1/2"	1 1/4"	<b>BW1T723024P(L/V)</b>	580.	638.	732.	990.



### Order Code

Example:  
 \_\_\_\_\_  
 \_\_\_\_\_  
 \_\_\_\_\_  
 \_\_\_\_\_

### Application Notes

Template depth worksurfaces are designed to mount perpendicular to worksurface shelves whose width matches that of the worksurface's depth.

Pedestal depth worksurfaces matches standard system worksurface depths (actual minus 1/2") and may mount to worksurface shelves whose width is a least 6" wider than the depth of the perpendicular worksurface.

Worksurface mounts to a perpendicular worksurface shelf with a flat bracket (ordered separately).

Worksurface will only mount to a perpendicular worksurface shelf.

Trapezoid worksurface depths are configured left to right from the user edge.

The user edge is the angled edge. The back edge is perpendicular to both ends.

# 120° Worksurfaces

## 24" d

description	w	d	h	pattern no.	laminate	V1	V2	V3
120° worksurface, 24"d, left hand	54"	22"	1 1/4"	<b>BW1SL5424T(L/V)</b>	\$397.	\$1,270.	\$1,462.	\$1,975.
Template depth	60"	22"	1 1/4"	<b>BW1SL6024T(L/V)</b>	412.	1,319.	1,517.	2,049.



120° worksurface, 24"d, right hand	54"	22"	1 1/4"	<b>BW1SR5424T(L/V)</b>	397.	1,270.	1,462.	1,975.
Template depth	60"	22"	1 1/4"	<b>BW1SR6024T(L/V)</b>	412.	1,319.	1,517.	2,049.



### Order Code

Example:  
 \_\_\_\_\_  
 \_\_\_\_\_  
 \_\_\_\_\_  
 \_\_\_\_\_

### Application Notes

Template depth worksurfaces are designed to mount perpendicular to worksurface shelves whose width matches that of the worksurface's depth.

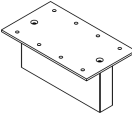


Pedestal depth worksurface matches standard system worksurface depths (actual minus 1/2") and may mount to worksurface shelves whose width is at least 6" wider than the depth of the perpendicular worksurface.

Worksurface mounts to a perpendicular worksurface shelf with a flat bracket (ordered separately).

Worksurface will only mount to a perpendicular worksurface shelf.

Width is that of straight back edge.

120° worksurface requires two columns for proper support on non-flat bracketed end.

description	w	d	h	pattern no.	P1	P2	P3
Credenza spacer 			4 <sup>3</sup> / <sub>4</sub> "	<b>BW1CSB</b>	\$140.	\$155.	\$161.
Flat bracket, single, black only 	18"			<b>BW1FB18</b>	34.		
	24"			<b>BW1FB24</b>	36.		
	30"			<b>BW1FB30</b>	38.		
Flat bracket, package of 10, black only	18"			<b>BW1FB1810</b>	271.		
	24"			<b>BW1FB2410</b>	286.		
	30"			<b>BW1FB3010</b>	302.		
Support column, round, black only 	3"			<b>BW1SCR</b>	228.		
Support leg, pedestal depth	17 <sup>1</sup> / <sub>2</sub> "	1 <sup>1</sup> / <sub>8</sub> "	27 <sup>3</sup> / <sub>16</sub> "	<b>BW1SL18P</b>	341.	375.	391.
	23 <sup>1</sup> / <sub>2</sub> "	1 <sup>1</sup> / <sub>8</sub> "	27 <sup>3</sup> / <sub>16</sub> "	<b>BW1SL24P</b>	351.	386.	405.
	29 <sup>1</sup> / <sub>2</sub> "	1 <sup>1</sup> / <sub>8</sub> "	27 <sup>3</sup> / <sub>16</sub> "	<b>BW1SL30P</b>	364.	399.	417.
	35 <sup>1</sup> / <sub>2</sub> "	1 <sup>1</sup> / <sub>8</sub> "	27 <sup>3</sup> / <sub>16</sub> "	<b>BW1SL36P</b>	373.	410.	428.
Support leg, Template depth	16"	1 <sup>1</sup> / <sub>8</sub> "	27 <sup>3</sup> / <sub>16</sub> "	<b>BW1SL18T</b>	341.	375.	391.
	22"	1 <sup>1</sup> / <sub>8</sub> "	27 <sup>3</sup> / <sub>16</sub> "	<b>BW1SL24T</b>	351.	386.	405.
	28"	1 <sup>1</sup> / <sub>8</sub> "	27 <sup>3</sup> / <sub>16</sub> "	<b>BW1SL30T</b>	364.	399.	417.
	34"	1 <sup>1</sup> / <sub>8</sub> "	27 <sup>3</sup> / <sub>16</sub> "	<b>BW1SL36T</b>	373.	410.	428.

**Order Code**

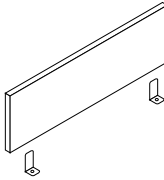
**Application Notes**

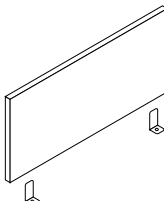
Example:  
\_\_\_\_\_  
\_\_\_\_\_  
\_\_\_\_\_  
\_\_\_\_\_

Credenza spacer supports a worksurface mounted to a credenza height worksurface shelf or to the top of a credenza height unit.

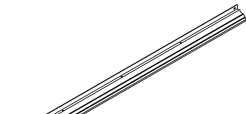
Flat bracket supports worksurface to perpendicular worksurface shelf and must match the depth of the worksurface.

Support leg supports either rectangular or trapezoid shape worksurface.

description	w	d	h	pattern no.	10	15	20	25	30	35	40	45
Worksurface privacy screen, 15" 	30"		15"	<b>BC1PS1530</b>	\$215.	\$242.	\$249.	n/a	\$272.	\$289.	\$306.	\$339.
	36"		15"	<b>BC1PS1536</b>	258.	280.	289.	n/a	316.	332.	348.	375.
	42"		15"	<b>BC1PS1542</b>	316.	332.	341.	n/a	376.	399.	409.	437.
	48"		15"	<b>BC1PS1548</b>	355.	369.	380.	n/a	418.	439.	468.	499.
	54"		15"	<b>BC1PS1554</b>	415.	428.	438.	n/a	484.	510.	529.	562.
	60"		15"	<b>BC1PS1560</b>	456.	465.	481.	n/a	527.	556.	590.	624.
	66"		15"	<b>BC1PS1566</b>	*	*	*	*	*	*	*	*
	72"		15"	<b>BC1PS1572</b>	*	*	*	*	*	*	*	*
	78"		15"	<b>BC1PS1578</b>	*	*	*	*	*	*	*	*

Worksurface privacy screen, 22" 	30"		22"	<b>BC1PS2230</b>	335.	351.	360.	n/a	400.	417.	429.	456.
	36"		22"	<b>BC1PS2236</b>	413.	428.	438.	n/a	483.	509.	518.	536.
	42"		22"	<b>BC1PS2242</b>	475.	483.	499.	n/a	550.	575.	610.	639.
	48"		22"	<b>BC1PS2248</b>	556.	557.	574.	n/a	635.	667.	678.	737.
	54"		22"	<b>BC1PS2254</b>	611.	612.	635.	n/a	702.	737.	747.	788.
	60"		22"	<b>BC1PS2260</b>	650.	681.	702.	n/a	775.	813.	820.	849.
	66"		22"	<b>BC1PS2266</b>	*	*	*	*	*	*	*	*
	72"		22"	<b>BC1PS2272</b>	*	*	*	*	*	*	*	*
	78"		22"	<b>BC1PS2278</b>	*	*	*	*	*	*	*	*

Order Code	Application Notes
Example: _____ _____ _____ _____	Worksurface privacy screens mount to the back side of worksurfaces via brackets that mount to the underside of the worksurface.  Privacy screens are available in Morrison panel approved fabrics only.
	15"h screens line up just above 42"h units.  22"h screens line up just above 50"h units.
	*Screens 66" w and wider are available with fabric railroaded to fit the screens' width. Please contact Knoll Custom Product Development to establish pattern numbers.

description	w	d	h	pattern no.	list	P1	P2	P3
Installation kit				<b>BC1INSTALL</b>	\$64.			
End panel to Div. Hor. panel tie bar				<b>BC1TDBAR</b>	22.			
End panel to Div. Hor. panel brackets				<b>BC1EPDPB(L/R)</b>	27.			
Dividends Horizon panel to Template worksurface bracket				<b>BC1PWS(L/R)</b>	27.			
Coat hook, package of 10, chrome only				<b>BC1CH10</b>	61.			
Pencil tray holder, single includes painted holder and black pencil tray	12"	4"	3/4"	<b>BC1PTH1</b>		69.	75.	79.
Pencil tray holder, package of 4 includes painted holder and black pencil tray	12"	4"	3/4"	<b>BC1PTH4</b>		135.	149.	156.
Pencil tray holder, package of 8 includes painted holder and black pencil tray	12"	4"	3/4"	<b>BC1PTH8</b>		224.	246.	256.
Markerboard Tray 	24"			<b>BC1MBTRAY24</b>	65.			
	30"			<b>BC1MBTRAY30</b>	69.			
	36"			<b>BC1MBTRAY36</b>	73.			
	42"			<b>BC1MBTRAY42</b>	78.			
	48"			<b>BC1MBTRAY48</b>	81.			

**Order Code**

**Application Information**

Example:  
\_\_\_\_\_  
\_\_\_\_\_  
\_\_\_\_\_  
\_\_\_\_\_

Installation kit contains the following:

- Printed instruction manual
- Drill templates
- Glide wrench

The end panel to Div. Hor. Tie bar allows on- or off-module attachments of a Div. Hor. panel of any width to a Template end panel that is the same height or taller than the Div. Hor. panel.

End panel to Dividends Horizon panel brackets include an upper and lower bracket that attaches a Template end panel to the right or left side of any standard Dividends Horizon panel 42" h or taller that is the same height or taller than the end panel.

Dividends Horizon panel to Template worksurface bracket stabilizes a panel to a Template worksurface or top to credenza or worksurface height.

Coat hook mounts to inside of end or mid panel.

Pencil tray holder attaches to the slotted side(s) of either an end or mid panel.

Pencil tray holder is painted steel and comes with black pencil tray.

Markerboard tray may be positioned at worksurface height only between a 28" h full back below it and a mid or upper back above it. Tray and backs must be the same width.

description	type	w	d	h	pattern no.	list	P1	P2	P3
Box drawer partition, package of 6, black only			12"	6"	<b>BD1BPAR6</b>	\$44.			
File drawer partition, package of 6, black only			12"	12"	<b>BD1FPAR6</b>	87.			
Counterbalance Kit		18"	15"		<b>BD1CBK18</b>	147.			
		24"	15"		<b>BD1CBK24</b>	174.			
		30"	15"		<b>BD1CBK30</b>	209.			
		36"	15"		<b>BD1CBK36</b>	241.			
		42"	15"		<b>BD1CBK42</b>	272.			
		48"	15"		<b>BD1CBK48</b>	302.			
Pencil tray, single	black	12"	4"	3/4"	<b>BC1PT1N</b>	46.			
	clear	12"	4"	3/4"	<b>BC1PT1C</b>	53.			
Pencil tray, package of 4	black	12"	4"	3/4"	<b>BC1PT4N</b>	68.			
	clear	12"	4"	3/4"	<b>BC1PT4C</b>	81.			
Pencil tray, package of 8	black	12"	4"	3/4"	<b>BC1PT8N</b>	171.			
	clear	12"	4"	3/4"	<b>BC1PT8C</b>	205.			

**Order Code**

**Application Information**

Example:  
 \_\_\_\_\_  
 \_\_\_\_\_  
 \_\_\_\_\_

Pencil tray works side-to-side in either a box or file drawer or front-to-back in box or file drawers utilizing drawer partitions.

Counterbalance kit must be specified for single width units up to 48" w that utilize a drawer kit and are not already ganged to a wall or another unit.

description	w	d	h	pattern no.	list	P1	P2	P3
Shelf space filler, deep (package of 5) for use with painted back and no inside insert	15"	3/4"	1 1/16"	<b>BC1SHFP15</b>		\$137.	\$150.	\$158.
	18"	3/4"	1 1/16"	<b>BC1SHFP18</b>		140.	155.	161.
	23"	3/4"	1 1/16"	<b>BC1SHFP23</b>		141.	156.	163.
	24"	3/4"	1 1/16"	<b>BC1SHFP24</b>		141.	156.	163.
	29"	3/4"	1 1/16"	<b>BC1SHFP29</b>		146.	161.	168.
	30"	3/4"	1 1/16"	<b>BC1SHFP30</b>		146.	161.	168.
	36"	3/4"	1 1/16"	<b>BC1SHFP36</b>		168.	184.	194.
	42"	3/4"	1 1/16"	<b>BC1SHFP42</b>		171.	187.	197.
	48"	3/4"	1 1/16"	<b>BC1SHFP48</b>		173.	192.	200.
Shelf space filler, narrow (package of 5) for use with painted back and inside insert or fabric back with not inside insert	15"	5/16"	1 1/16"	<b>BC1SHFF15</b>		137.	151.	158.
	18"	5/16"	1 1/16"	<b>BC1SHFF18</b>		141.	157.	163.
	23"	5/16"	1 1/16"	<b>BC1SHFF23</b>		144.	160.	167.
	24"	5/16"	1 1/16"	<b>BC1SHFF24</b>		144.	160.	167.
	29"	5/16"	1 1/16"	<b>BC1SHFF29</b>		149.	164.	171.
	30"	3/4"	1 1/16"	<b>BC1SHFF30</b>		149.	164.	171.
	36"	3/4"	1 1/16"	<b>BC1SHFF36</b>		170.	186.	196.
	42"	3/4"	1 1/16"	<b>BC1SHFF42</b>		174.	192.	200.
	48"	3/4"	1 1/16"	<b>BC1SHFF48</b>		178.	197.	205.
Slotted Shelf Partition (package of 4)		13"	9"	<b>BC1SSPAR4</b>		90.	99.	103.
Slotted Shelf Partition (package of 8)		13"	9"	<b>BC1SSPAR8</b>		134.	147.	155.
Worksurface shelf grommet, package of 10, field installed				<b>BC1WSHKGROM10</b>	53.			



**Order Code**

Example:  
\_\_\_\_\_  
\_\_\_\_\_  
\_\_\_\_\_

**Application Information**

Shelf space filler (deep) fills the space at the back of a shelf when utilized with a painted back and no inside inserts.

Shelf space filler (narrow) fills the space at the back of a shelf when utilized with a painted back and inside insert or a fabric back with no inside insert.

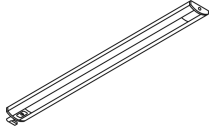
Shelf space filler works with standard shelves or one sided worksurface shelves only.

Slotted shelf partitions are utilized with slotted shelves only to divide space for tab file storage or binder separation/support.

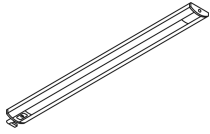
Worksurface shelf grommet is field installed to provide additional wire management.

Grommet has a 2" diameter cover with 1 1/2" interior access.

description	type	w	d	h	pattern no.	list
LED Task Light (for use with steel shelves and tops only)	Use with 24" and wider overheads (3 LED's)	19"	2"	5/8"	<b>BL3L193M</b>	\$302.
	Use with 24" and wider overheads (6 LED's)	19"	2"	5/8"	<b>BL3L196M</b>	382.
	Use with 24" and wider overheads (9 LED's)	19"	2"	5/8"	<b>BL3L199M</b>	519.
	Use with 42" and wider overheads (6 LED's)	37"	2"	5/8"	<b>BL3L376M</b>	610.
	Use with 42" and wider overheads (12 LED's)	37"	2"	5/8"	<b>BL3L3712M</b>	689.
	Use with 42" and wider overheads (18 LED's)	37"	2"	5/8"	<b>BL3L3718M</b>	854.



LED Task Light (for use with wood shelves and tops only)	Use with 24" and wider overheads (3 LED's)	19"	2"	5/8"	<b>BL3L193W</b>	302.
	Use with 24" and wider overheads (6 LED's)	19"	2"	5/8"	<b>BL3L196W</b>	382.
	Use with 24" and wider overheads (9 LED's)	19"	2"	5/8"	<b>BL3L199W</b>	519.
	Use with 42" and wider overheads (6 LED's)	37"	2"	5/8"	<b>BL3L376W</b>	610.
	Use with 42" and wider overheads (12 LED's)	37"	2"	5/8"	<b>BL3L3712W</b>	689.
	Use with 42" and wider overheads (18 LED's)	37"	2"	5/8"	<b>BL3L3718W</b>	854.



## Order Code

<b>LED Task Light</b>	
Example:	<b>BL3L193M</b>
<b>BL3</b>	Task Light
<b>L</b>	LED
<b>19</b>	Width
<b>3</b>	# of LED's
<b>M</b>	Metal Overhead Attachment

## Application Information

**T5 Task Lights:**  
 120v and includes T5 cool white (4100K) fluorescent lamp, electronic ballast, 9' grounded cordset, prismatic lens, rocker switch, one cord exit management clip and mounting hardware. Housings are black.

**LED Task Lights:**  
 Includes LED's, power supply with 12' cord and mounting hardware. Housings are clear anodized aluminum with grey color end-caps.

**T5 Task Lights:**  
 Specify suffix -CH and add \$45 list for City of Chicago installations. Example: DL3T5E25S-CH

Cordset is center exit. On smaller units cord exit is off-center, but still not handed.

T5 advanced task lights are fitted with ballasts and lamps compliant with LEED requirements, meeting the LEED EB standard for mercury content.

**LED Task Lights:**  
 Power cord is able to attach to either end of fixture.

**Notes:**  
 All task lights mount into the recess in the underside of overhead cabinets and shelves at least 6" wider than task light width.

All task lights are TCLP compliant and meet requirements of California Title 20 and Title 24.

# Alpha-Numeric Index

<i>pattern no.</i>	<i>page</i>	<i>pattern no.</i>	<i>page</i>	<i>pattern no.</i>	<i>page</i>	<i>pattern no.</i>	<i>page</i>
BB1MBK1218F	47	BB1MBK641542CP	44	BB1MBK711536WF	49	BB1MBK782030WP	46
BB1MBK1218P	43	BB1MBK641542WF	48	BB1MBK711536WP	45	BB1MBK782036CF	50
BB1MBK1224F	47	BB1MBK641542WP	44	BB1MBK711542CF	49	BB1MBK782036CP	46
BB1MBK1224P	43	BB1MBK641548CF	48	BB1MBK711542CP	45	BB1MBK782036WF	50
BB1MBK1230F	47	BB1MBK641548CP	44	BB1MBK711542WF	49	BB1MBK782036WP	46
BB1MBK1230P	43	BB1MBK641548WF	48	BB1MBK711542WP	45	BB1MBK782042CF	50
BB1MBK1236F	47	BB1MBK641548WP	44	BB1MBK711548CF	49	BB1MBK782042CP	46
BB1MBK1236P	43	BB1MBK641560CF	48	BB1MBK711548CP	45	BB1MBK782042WF	50
BB1MBK1242F	47	BB1MBK641560CP	44	BB1MBK711548WF	49	BB1MBK782042WP	46
BB1MBK1242P	43	BB1MBK641560WF	48	BB1MBK711548WP	45	BB1MBK782048CF	50
BB1MBK1248F	47	BB1MBK641560WP	44	BB1MBK711560CF	49	BB1MBK782048CP	46
BB1MBK1248P	43	BB1MBK641572CF	48	BB1MBK711560CP	45	BB1MBK782048WF	50
BB1MBK571518CF	47	BB1MBK641572CP	44	BB1MBK711560WF	49	BB1MBK782048WP	46
BB1MBK571518CP	43	BB1MBK641572WF	48	BB1MBK711560WP	45	BB1MBK782060CF	50
BB1MBK571518WF	47	BB1MBK641572WP	44	BB1MBK711572CF	49	BB1MBK782060CP	46
BB1MBK571518WP	43	BB1MBK642018CF	48	BB1MBK711572CP	45	BB1MBK782060WF	50
BB1MBK571524CF	47	BB1MBK642018CP	44	BB1MBK711572WF	49	BB1MBK782060WP	46
BB1MBK571524CP	43	BB1MBK642018WF	48	BB1MBK711572WP	45	BB1MBK782072CF	50
BB1MBK571524WF	47	BB1MBK642018WP	44	BB1MBK712018CF	49	BB1MBK782072CP	46
BB1MBK571524WP	43	BB1MBK642024CF	48	BB1MBK712018CP	45	BB1MBK782072WF	50
BB1MBK571530CF	47	BB1MBK642024CP	44	BB1MBK712018WF	49	BB1MBK782072WP	46
BB1MBK571530CP	43	BB1MBK642024WF	48	BB1MBK712018WP	45	BB1UBK1418F	38
BB1MBK571530WF	47	BB1MBK642024WP	44	BB1MBK712024CF	49	BB1UBK1418P	35
BB1MBK571530WP	43	BB1MBK642030CF	48	BB1MBK712024CP	45	BB1UBK1424F	38
BB1MBK571536CF	47	BB1MBK642030CP	44	BB1MBK712024WF	49	BB1UBK1424P	35
BB1MBK571536CP	43	BB1MBK642030WF	48	BB1MBK712024WP	45	BB1UBK1430F	38
BB1MBK571536WF	47	BB1MBK642030WP	44	BB1MBK712030CF	49	BB1UBK1430P	35
BB1MBK571536WP	43	BB1MBK642036CF	48	BB1MBK712030CP	45	BB1UBK1436F	38
BB1MBK571542CF	47	BB1MBK642036CP	44	BB1MBK712030WF	49	BB1UBK1436P	35
BB1MBK571542CP	43	BB1MBK642036WF	48	BB1MBK712030WP	45	BB1UBK1442F	38
BB1MBK571542WF	47	BB1MBK642036WP	44	BB1MBK712036CF	49	BB1UBK1442P	35
BB1MBK571542WP	43	BB1MBK642042CF	48	BB1MBK712036CP	45	BB1UBK1448F	38
BB1MBK571548CF	47	BB1MBK642042CP	44	BB1MBK712036WF	49	BB1UBK1448P	35
BB1MBK571548CP	43	BB1MBK642042WF	48	BB1MBK712036WP	45	BB1UBK1518F	38
BB1MBK571548WF	47	BB1MBK642042WP	44	BB1MBK712042CF	49	BB1UBK1518P	35
BB1MBK571548WP	43	BB1MBK642048CF	48	BB1MBK712042CP	45	BB1UBK1524F	38
BB1MBK571560CF	47	BB1MBK642048CP	44	BB1MBK712042WF	49	BB1UBK1524P	35
BB1MBK571560CP	43	BB1MBK642048WF	48	BB1MBK712042WP	45	BB1UBK1530F	38
BB1MBK571560WF	47	BB1MBK642048WP	44	BB1MBK712048CF	49	BB1UBK1530P	35
BB1MBK571560WP	43	BB1MBK642060CF	48	BB1MBK712048CP	45	BB1UBK1536F	38
BB1MBK571572CF	47	BB1MBK642060CP	44	BB1MBK712048WF	49	BB1UBK1536P	35
BB1MBK571572CP	43	BB1MBK642060WF	48	BB1MBK712048WP	45	BB1UBK1542F	38
BB1MBK571572WF	47	BB1MBK642060WP	44	BB1MBK712060CF	49	BB1UBK1542P	35
BB1MBK571572WP	43	BB1MBK642072CF	48	BB1MBK712060CP	45	BB1UBK1548F	38
BB1MBK641518CF	48	BB1MBK642072CP	44	BB1MBK712060WF	49	BB1UBK1548P	35
BB1MBK641518CP	44	BB1MBK642072WF	48	BB1MBK712060WP	45	BB1UBK1560F	38
BB1MBK641518WF	48	BB1MBK642072WP	44	BB1MBK712072CF	49	BB1UBK1560P	35
BB1MBK641518WP	44	BB1MBK711518CF	49	BB1MBK712072CP	45	BB1UBK1572F	38
BB1MBK641524CF	48	BB1MBK711518CP	45	BB1MBK712072WF	49	BB1UBK1572P	35
BB1MBK641524CP	44	BB1MBK711518WF	49	BB1MBK712072WP	45	BB1UBK2018F	39
BB1MBK641524WF	48	BB1MBK711518WP	45	BB1MBK782018CF	50	BB1UBK2018P	35
BB1MBK641524WP	44	BB1MBK711524CF	49	BB1MBK782018CP	46	BB1UBK2024F	39
BB1MBK641530CF	48	BB1MBK711524CP	45	BB1MBK782018WF	50	BB1UBK2024P	35
BB1MBK641530CP	44	BB1MBK711524WF	49	BB1MBK782018WP	46	BB1UBK2030F	39
BB1MBK641530WF	48	BB1MBK711524WP	45	BB1MBK782024CF	50	BB1UBK2030P	35
BB1MBK641530WP	44	BB1MBK711530CF	49	BB1MBK782024CP	46	BB1UBK2036F	39
BB1MBK641536CF	48	BB1MBK711530CP	45	BB1MBK782024WF	50	BB1UBK2036P	35
BB1MBK641536CP	44	BB1MBK711530WF	49	BB1MBK782024WP	46	BB1UBK2042F	39
BB1MBK641536WF	48	BB1MBK711530WP	45	BB1MBK782030CF	50	BB1UBK2042P	35
BB1MBK641536WP	44	BB1MBK711536CF	49	BB1MBK782030CP	46	BB1UBK2048F	39
BB1MBK641542CF	48	BB1MBK711536CP	45	BB1MBK782030WF	50	BB1UBK2048P	35

<i>pattern no.</i>	<i>page</i>	<i>pattern no.</i>	<i>page</i>	<i>pattern no.</i>	<i>page</i>	<i>pattern no.</i>	<i>page</i>
BB1UBK2060F	39	BB1UBK4218P	37	BB2FBK2536F	28	BB2FBK6415P	27
BB1UBK2060P	35	BB1UBK4224F	42	BB2FBK2536P	25	BB2FBK6418F	30
BB1UBK2072F	39	BB1UBK4224P	37	BB2FBK2542F	28	BB2FBK6418P	27
BB1UBK2072P	35	BB1UBK4230F	42	BB2FBK2542P	25	BB2FBK6424F	30
BB1UBK2218F	39	BB1UBK4230P	37	BB2FBK2548F	28	BB2FBK6424P	27
BB1UBK2218P	35	BB1UBK4236F	42	BB2FBK2548P	25	BB2FBK6430F	30
BB1UBK2224F	39	BB1UBK4236P	37	BB2FBK2818F	28	BB2FBK6430P	27
BB1UBK2224P	35	BB1UBK4242F	42	BB2FBK2818P	25	BB2FBK6436F	30
BB1UBK2230F	39	BB1UBK4242P	37	BB2FBK2823F	28	BB2FBK6436P	27
BB1UBK2230P	35	BB1UBK4248F	42	BB2FBK2823P	25	BB2FBK6442F	30
BB1UBK2236F	39	BB1UBK4248P	37	BB2FBK2824F	28	BB2FBK6442P	27
BB1UBK2236P	35	BB1UBK4318F	42	BB2FBK2824P	25	BB2FBK6448F	30
BB1UBK2242F	39	BB1UBK4318P	37	BB2FBK2829F	28	BB2FBK6448P	27
BB1UBK2242P	35	BB1UBK4324F	42	BB2FBK2829P	25	BB2FBK7115F	30
BB1UBK2248F	39	BB1UBK4324P	37	BB2FBK2830F	28	BB2FBK7115P	27
BB1UBK2248P	35	BB1UBK4330F	42	BB2FBK2830P	25	BB2FBK7118F	30
BB1UBK2818F	40	BB1UBK4330P	37	BB2FBK2836F	28	BB2FBK7118P	27
BB1UBK2818P	36	BB1UBK4336F	42	BB2FBK2836P	25	BB2FBK7124F	30
BB1UBK2824F	40	BB1UBK4336P	37	BB2FBK2842F	28	BB2FBK7124P	27
BB1UBK2824P	36	BB1UBK4342F	42	BB2FBK2842P	25	BB2FBK7130F	30
BB1UBK2830F	40	BB1UBK4342P	37	BB2FBK2848F	28	BB2FBK7130P	27
BB1UBK2830P	36	BB1UBK4348F	42	BB2FBK2848P	25	BB2FBK7136F	30
BB1UBK2836F	40	BB1UBK4348P	37	BB2FBK4215F	28	BB2FBK7136P	27
BB1UBK2836P	36	BB1UBK4918F	42	BB2FBK4215P	25	BB2FBK7142F	30
BB1UBK2842F	40	BB1UBK4918P	37	BB2FBK4218F	28	BB2FBK7142P	27
BB1UBK2842P	36	BB1UBK4924F	42	BB2FBK4218P	25	BB2FBK7148F	30
BB1UBK2848F	40	BB1UBK4924P	37	BB2FBK4224F	28	BB2FBK7148P	27
BB1UBK2848P	36	BB1UBK4930F	42	BB2FBK4224P	25	BB2FBK7818F	30
BB1UBK2918F	40	BB1UBK4930P	37	BB2FBK4230F	28	BB2FBK7818P	27
BB1UBK2918P	36	BB1UBK4936F	42	BB2FBK4230P	25	BB2FBK7824F	30
BB1UBK2924F	40	BB1UBK4936P	37	BB2FBK4236F	28	BB2FBK7824P	27
BB1UBK2924P	36	BB1UBK4942F	42	BB2FBK4236P	25	BB2FBK7830F	30
BB1UBK2930F	40	BB1UBK4942P	37	BB2FBK4242F	28	BB2FBK7830P	27
BB1UBK2930P	36	BB1UBK4948F	42	BB2FBK4242P	25	BB2FBK7836F	30
BB1UBK2936F	40	BB1UBK4948P	37	BB2FBK4248F	28	BB2FBK7836P	27
BB1UBK2936P	36	BB2FBK1618F	28	BB2FBK4248P	25	BB2FBK7842F	30
BB1UBK2942F	40	BB2FBK1618P	25	BB2FBK5015F	29	BB2FBK7842P	27
BB1UBK2942P	36	BB2FBK1624F	28	BB2FBK5015P	26	BB2FBK7848F	30
BB1UBK2948F	40	BB2FBK1624P	25	BB2FBK5018F	29	BB2FBK7848P	27
BB1UBK2948P	36	BB2FBK1630F	28	BB2FBK5018P	26	BB2LBK4218F	33
BB1UBK3518F	41	BB2FBK1630P	25	BB2FBK5024F	29	BB2LBK4218P	31
BB1UBK3518P	36	BB2FBK1636F	28	BB2FBK5024P	26	BB2LBK4224F	33
BB1UBK3524F	41	BB2FBK1636P	25	BB2FBK5030F	29	BB2LBK4224P	31
BB1UBK3524P	36	BB2FBK1642F	28	BB2FBK5030P	26	BB2LBK4230F	33
BB1UBK3530F	41	BB2FBK1642P	25	BB2FBK5036F	29	BB2LBK4230P	31
BB1UBK3530P	36	BB2FBK1648F	28	BB2FBK5036P	26	BB2LBK4236F	33
BB1UBK3536F	41	BB2FBK1648P	25	BB2FBK5042F	29	BB2LBK4236P	31
BB1UBK3536P	36	BB2FBK2218F	28	BB2FBK5042P	26	BB2LBK4242F	33
BB1UBK3542F	41	BB2FBK2218P	25	BB2FBK5048F	29	BB2LBK4242P	31
BB1UBK3542P	36	BB2FBK2224F	28	BB2FBK5048P	26	BB2LBK4248F	33
BB1UBK3548F	41	BB2FBK2224P	25	BB2FBK5715F	30	BB2LBK4248P	31
BB1UBK3548P	36	BB2FBK2230F	28	BB2FBK5715P	27	BB2LBK4418F	33
BB1UBK3618F	41	BB2FBK2230P	25	BB2FBK5718F	30	BB2LBK4418P	31
BB1UBK3618P	36	BB2FBK2236F	28	BB2FBK5718P	27	BB2LBK4424F	33
BB1UBK3624F	41	BB2FBK2236P	25	BB2FBK5724F	30	BB2LBK4424P	31
BB1UBK3624P	36	BB2FBK2242F	28	BB2FBK5724P	27	BB2LBK4430F	33
BB1UBK3630F	41	BB2FBK2242P	25	BB2FBK5730F	30	BB2LBK4430P	31
BB1UBK3630P	36	BB2FBK2248F	28	BB2FBK5730P	27	BB2LBK4436F	33
BB1UBK3636F	41	BB2FBK2248P	25	BB2FBK5736F	30	BB2LBK4436P	31
BB1UBK3636P	36	BB2FBK2518F	28	BB2FBK5736P	27	BB2LBK4442F	33
BB1UBK3642F	41	BB2FBK2518P	25	BB2FBK5742F	30	BB2LBK4442P	31
BB1UBK3642P	36	BB2FBK2524F	28	BB2FBK5742P	27	BB2LBK4448F	33
BB1UBK3648F	41	BB2FBK2524P	25	BB2FBK5748F	30	BB2LBK4448P	31
BB1UBK3648P	36	BB2FBK2530F	28	BB2FBK5748P	27	BB2LBK4918F	33
BB1UBK4218F	42	BB2FBK2530P	25	BB2FBK6415F	30	BB2LBK4918P	31

<i>pattern no.</i>	<i>page</i>	<i>pattern no.</i>	<i>page</i>	<i>pattern no.</i>	<i>page</i>	<i>pattern no.</i>	<i>page</i>
BB2L.BK4924F	33	BC1EP42KNS	15	BC1FFINS2542	51	BC1FVINS2530	54
BB2L.BK4924P	31	BC1EP42NN(L/V)	16	BC1FFINS2548	51	BC1FVINS2536	54
BB2L.BK4930F	33	BC1EP42NNS	15	BC1FFINS2818	51	BC1FVINS2542	54
BB2L.BK4930P	31	BC1EP50KK(L/V)	16	BC1FFINS2823	51	BC1FVINS2548	54
BB2L.BK4936F	33	BC1EP50KKS	15	BC1FFINS2824	51	BC1FVINS2818	54
BB2L.BK4936P	31	BC1EP50KN(L/V)	16	BC1FFINS2829	51	BC1FVINS2823	54
BB2L.BK4942F	33	BC1EP50KNS	15	BC1FFINS2830	51	BC1FVINS2824	54
BB2L.BK4942P	31	BC1EP50NN(L/V)	16	BC1FFINS2836	51	BC1FVINS2829	54
BB2L.BK4948F	33	BC1EP50NNS	15	BC1FFINS2842	51	BC1FVINS2830	54
BB2L.BK4948P	31	BC1EP57KK(L/V)	16	BC1FFINS2848	51	BC1FVINS2836	54
BB2L.BK5118F	34	BC1EP57KKS	15	BC1FFINS4215	51	BC1FVINS2842	54
BB2L.BK5118P	32	BC1EP57KN(L/V)	16	BC1FFINS4218	51	BC1FVINS2848	54
BB2L.BK5124F	34	BC1EP57KNS	15	BC1FFINS4224	51	BC1FVINS4215	54
BB2L.BK5124P	32	BC1EP57NN(L/V)	16	BC1FFINS4230	51	BC1FVINS4218	54
BB2L.BK5130F	34	BC1EP57NNS	15	BC1FFINS4236	51	BC1FVINS4224	54
BB2L.BK5130P	32	BC1EP64KK(L/V)	16	BC1FFINS4242	51	BC1FVINS4230	54
BB2L.BK5136F	34	BC1EP64KKS	15	BC1FFINS4248	51	BC1FVINS4236	54
BB2L.BK5136P	32	BC1EP64KN(L/V)	16	BC1FFINS5015	52	BC1FVINS4242	54
BB2L.BK5142F	34	BC1EP64KNS	15	BC1FFINS5018	52	BC1FVINS4248	54
BB2L.BK5142P	32	BC1EP64NN(L/V)	16	BC1FFINS5024	52	BC1FVINS5015	55
BB2L.BK5148F	34	BC1EP64NNS	15	BC1FFINS5030	52	BC1FVINS5018	55
BB2L.BK5148P	32	BC1EP71KK(L/V)	16	BC1FFINS5036	52	BC1FVINS5024	55
BB2L.BK5618F	34	BC1EP71KKS	15	BC1FFINS5042	52	BC1FVINS5030	55
BB2L.BK5618P	32	BC1EP71KN(L/V)	16	BC1FFINS5048	52	BC1FVINS5036	55
BB2L.BK5624F	34	BC1EP71KNS	15	BC1FFINS5715	53	BC1FVINS5042	55
BB2L.BK5624P	32	BC1EP71NN(L/V)	16	BC1FFINS5718	53	BC1FVINS5048	55
BB2L.BK5630F	34	BC1EP71NNS	15	BC1FFINS5724	53	BC1FVINS5715	56
BB2L.BK5630P	32	BC1EP78KK(L/V)	16	BC1FFINS5730	53	BC1FVINS5718	56
BB2L.BK5636F	34	BC1EP78KKS	15	BC1FFINS5736	53	BC1FVINS5724	56
BB2L.BK5636P	32	BC1EP78KN(L/V)	16	BC1FFINS5742	53	BC1FVINS5730	56
BB2L.BK5642F	34	BC1EP78KNS	15	BC1FFINS5748	53	BC1FVINS5736	56
BB2L.BK5642P	32	BC1EP78NN(L/V)	16	BC1FFINS6415	53	BC1FVINS5742	56
BB2L.BK5648F	34	BC1EP78NNS	15	BC1FFINS6418	53	BC1FVINS5748	56
BB2L.BK5648P	32	BC1EPDPB(L/R)	109	BC1FFINS6424	53	BC1FVINS6415	56
BB2L.BK5818F	34	BC1ETOP1515(S/L/V)	24	BC1FFINS6430	53	BC1FVINS6418	56
BB2L.BK5818P	32	BC1ETOP1518(S/L/V)	24	BC1FFINS6436	53	BC1FVINS6424	56
BB2L.BK5824F	34	BC1ETOP1524(S/L/V)	24	BC1FFINS6442	53	BC1FVINS6430	56
BB2L.BK5824P	32	BC1ETOP1530(S/L/V)	24	BC1FFINS6448	53	BC1FVINS6436	56
BB2L.BK5830F	34	BC1ETOP1536(S/L/V)	24	BC1FFINS7115	53	BC1FVINS6442	56
BB2L.BK5830P	32	BC1ETOP1542(S/L/V)	24	BC1FFINS7118	53	BC1FVINS6448	56
BB2L.BK5836F	34	BC1ETOP1548(S/L/V)	24	BC1FFINS7124	53	BC1FVINS7115	56
BB2L.BK5836P	32	BC1ETOP1560P(S/L/V)	24	BC1FFINS7130	53	BC1FVINS7118	56
BB2L.BK5842F	34	BC1ETOP1572P(S/L/V)	24	BC1FFINS7136	53	BC1FVINS7124	56
BB2L.BK5842P	32	BC1ETOPW1518(L/V)	23	BC1FFINS7142	53	BC1FVINS7130	56
BB2L.BK5848F	34	BC1ETOPW1524(L/V)	23	BC1FFINS7148	53	BC1FVINS7136	56
BB2L.BK5848P	32	BC1ETOPW1530(L/V)	23	BC1FFINS7818	53	BC1FVINS7142	56
BC1CH10	109	BC1ETOPW1536(L/V)	23	BC1FFINS7824	53	BC1FVINS7148	56
BC1CSH24	89	BC1ETOPW1542(L/V)	23	BC1FFINS7830	53	BC1FVINS7818	56
BC1CSH30	89	BC1ETOPW1548(L/V)	23	BC1FFINS7836	53	BC1FVINS7824	56
BC1CSH36	89	BC1FFINS1618	51	BC1FFINS7842	53	BC1FVINS7830	56
BC1CSH42	89	BC1FFINS1624	51	BC1FFINS7848	53	BC1FVINS7836	56
BC1CSH48	89	BC1FFINS1630	51	BC1FVINS1618	54	BC1FVINS7842	56
BC1EP16NK(L/V)	16	BC1FFINS1636	51	BC1FVINS1624	54	BC1FVINS7848	56
BC1EP16NN(L/V)	16	BC1FFINS1642	51	BC1FVINS1630	54	BC1INSTALL	109
BC1EP22NK(L/V)	16	BC1FFINS1648	51	BC1FVINS1636	54	BC1KP15	19
BC1EP22NN(L/V)	16	BC1FFINS2218	51	BC1FVINS1642	54	BC1KP156	20
BC1EP25KK(L/V)	16	BC1FFINS2224	51	BC1FVINS1648	54	BC1KP18	19
BC1EP25KN(L/V)	16	BC1FFINS2230	51	BC1FVINS2218	54	BC1KP186	20
BC1EP25NN(L/V)	16	BC1FFINS2236	51	BC1FVINS2224	54	BC1KP23	19
BC1EP28KK(L/V)	16	BC1FFINS2242	51	BC1FVINS2230	54	BC1KP236	20
BC1EP28KN(L/V)	16	BC1FFINS2248	51	BC1FVINS2236	54	BC1KP24	19
BC1EP28NN(L/V)	16	BC1FFINS2518	51	BC1FVINS2242	54	BC1KP246	20
BC1EP42KK(L/V)	16	BC1FFINS2524	51	BC1FVINS2248	54	BC1KP29	19
BC1EP42KKS	15	BC1FFINS2530	51	BC1FVINS2518	54	BC1KP296	20
BC1EP42KN(L/V)	16	BC1FFINS2536	51	BC1FVINS2524	54	BC1KP30	19

<i>pattern no.</i>	<i>page</i>	<i>pattern no.</i>	<i>page</i>	<i>pattern no.</i>	<i>page</i>	<i>pattern no.</i>	<i>page</i>
BC1KP306	20	BC1LVINS5142	60	BC1MFINS2360	71	BC1MP57KS	17
BC1KP36	19	BC1LVINS5148	60	BC1MFINS2372	71	BC1MP57N(L/V)	18
BC1KP366	20	BC1LVINS5618	60	BC1MFINS2718	70	BC1MP57NS	17
BC1KP42	19	BC1LVINS5624	60	BC1MFINS2724	70	BC1MP64K(L/V)	18
BC1KP426	20	BC1LVINS5630	60	BC1MFINS2730	70	BC1MP64KS	17
BC1KP48	19	BC1LVINS5636	60	BC1MFINS2736	70	BC1MP64N(L/V)	18
BC1KP486	20	BC1LVINS5642	60	BC1MFINS2742	70	BC1MP64NS	17
BC1LFINS4218	57	BC1LVINS5648	60	BC1MFINS2748	70	BC1MP71K(L/V)	18
BC1LFINS4224	57	BC1LVINS5818	60	BC1MFINS2760	70	BC1MP71KS	17
BC1LFINS4230	57	BC1LVINS5824	60	BC1MFINS2772	70	BC1MP71N(L/V)	18
BC1LFINS4236	57	BC1LVINS5830	60	BC1MFINS2818	71	BC1MP71NS	17
BC1LFINS4242	57	BC1LVINS5836	60	BC1MFINS2824	71	BC1MP78K(L/V)	18
BC1LFINS4248	57	BC1LVINS5842	60	BC1MFINS2830	71	BC1MP78KS	17
BC1LFINS4418	57	BC1LVINS5848	60	BC1MFINS2836	71	BC1MP78N(L/V)	18
BC1LFINS4424	57	BC1MBTRAY24	109	BC1MFINS2842	71	BC1MP78NS	17
BC1LFINS4430	57	BC1MBTRAY30	109	BC1MFINS2848	71	BC1MTP01515(S/L/V)	24
BC1LFINS4436	57	BC1MBTRAY36	109	BC1MFINS2860	71	BC1MTP01518(S/L/V)	24
BC1LFINS4442	57	BC1MBTRAY42	109	BC1MFINS2872	71	BC1MTP01524(S/L/V)	24
BC1LFINS4448	57	BC1MBTRAY48	109	BC1MFINS2918	71	BC1MTP01530(S/L/V)	24
BC1LFINS4918	57	BC1MFINS1418	69	BC1MFINS2924	71	BC1MTP01536(S/L/V)	24
BC1LFINS4924	57	BC1MFINS1424	69	BC1MFINS2930	71	BC1MTP01542(S/L/V)	24
BC1LFINS4930	57	BC1MFINS1430	69	BC1MFINS2936	71	BC1MTP01548(S/L/V)	24
BC1LFINS4936	57	BC1MFINS1436	69	BC1MFINS2942	71	BC1MTP01560P(S/L/V)	24
BC1LFINS4942	57	BC1MFINS1442	69	BC1MFINS2948	71	BC1MTP01572P(S/L/V)	24
BC1LFINS4948	57	BC1MFINS1448	69	BC1MFINS2960	71	BC1MTP0PW1524(L/V)	23
BC1LFINS5118	58	BC1MFINS1460	69	BC1MFINS2972	71	BC1MTP0PW1530(L/V)	23
BC1LFINS5124	58	BC1MFINS1472	69	BC1MFINS3018	72	BC1MTP0PW1536(L/V)	23
BC1LFINS5130	58	BC1MFINS1618	70	BC1MFINS3024	72	BC1MTP0PW1542(L/V)	23
BC1LFINS5136	58	BC1MFINS1624	70	BC1MFINS3030	72	BC1MTP0PW1548(L/V)	23
BC1LFINS5142	58	BC1MFINS1630	70	BC1MFINS3036	72	BC1MVINS1418	73
BC1LFINS5148	58	BC1MFINS1636	70	BC1MFINS3042	72	BC1MVINS1424	73
BC1LFINS5618	58	BC1MFINS1642	70	BC1MFINS3048	72	BC1MVINS1430	73
BC1LFINS5624	58	BC1MFINS1648	70	BC1MFINS3060	72	BC1MVINS1436	73
BC1LFINS5630	58	BC1MFINS1660	70	BC1MFINS3072	72	BC1MVINS1442	73
BC1LFINS5636	58	BC1MFINS1672	70	BC1MFINS3418	71	BC1MVINS1448	73
BC1LFINS5642	58	BC1MFINS2018	69	BC1MFINS3424	71	BC1MVINS1460	73
BC1LFINS5648	58	BC1MFINS2024	69	BC1MFINS3430	71	BC1MVINS1472	73
BC1LFINS5818	58	BC1MFINS2030	69	BC1MFINS3436	71	BC1MVINS1618	74
BC1LFINS5824	58	BC1MFINS2036	69	BC1MFINS3442	71	BC1MVINS1624	74
BC1LFINS5830	58	BC1MFINS2042	69	BC1MFINS3448	71	BC1MVINS1630	74
BC1LFINS5836	58	BC1MFINS2048	69	BC1MFINS3460	71	BC1MVINS1636	74
BC1LFINS5842	58	BC1MFINS2060	69	BC1MFINS3472	71	BC1MVINS1642	74
BC1LFINS5848	58	BC1MFINS2072	69	BC1MFINS3618	72	BC1MVINS1648	74
BC1LVINS4218	59	BC1MFINS2118	70	BC1MFINS3624	72	BC1MVINS1660	74
BC1LVINS4224	59	BC1MFINS2124	70	BC1MFINS3630	72	BC1MVINS1672	74
BC1LVINS4230	59	BC1MFINS2130	70	BC1MFINS3636	72	BC1MVINS2018	73
BC1LVINS4236	59	BC1MFINS2136	70	BC1MFINS3642	72	BC1MVINS2024	73
BC1LVINS4242	59	BC1MFINS2142	70	BC1MFINS3648	72	BC1MVINS2030	73
BC1LVINS4248	59	BC1MFINS2148	70	BC1MFINS3660	72	BC1MVINS2036	73
BC1LVINS4418	59	BC1MFINS2160	70	BC1MFINS3672	72	BC1MVINS2042	73
BC1LVINS4424	59	BC1MFINS2172	70	BC1MP16N(L/V)	18	BC1MVINS2048	73
BC1LVINS4430	59	BC1MFINS2218	70	BC1MP22N(L/V)	18	BC1MVINS2060	73
BC1LVINS4436	59	BC1MFINS2224	70	BC1MP25K(L/V)	18	BC1MVINS2072	73
BC1LVINS4442	59	BC1MFINS2230	70	BC1MP25N(L/V)	18	BC1MVINS2118	74
BC1LVINS4448	59	BC1MFINS2236	70	BC1MP28K(L/V)	18	BC1MVINS2124	74
BC1LVINS4918	59	BC1MFINS2242	70	BC1MP28N(L/V)	18	BC1MVINS2130	74
BC1LVINS4924	59	BC1MFINS2248	70	BC1MP42K(L/V)	18	BC1MVINS2136	74
BC1LVINS4930	59	BC1MFINS2260	70	BC1MP42KS	17	BC1MVINS2142	74
BC1LVINS4936	59	BC1MFINS2272	70	BC1MP42N(L/V)	18	BC1MVINS2148	74
BC1LVINS4942	59	BC1MFINS2318	71	BC1MP42NS	17	BC1MVINS2160	74
BC1LVINS4948	59	BC1MFINS2324	71	BC1MP50K(L/V)	18	BC1MVINS2172	74
BC1LVINS5118	60	BC1MFINS2330	71	BC1MP50KS	17	BC1MVINS2218	74
BC1LVINS5124	60	BC1MFINS2336	71	BC1MP50N(L/V)	18	BC1MVINS2224	74
BC1LVINS5130	60	BC1MFINS2342	71	BC1MP50NS	17	BC1MVINS2230	74
BC1LVINS5136	60	BC1MFINS2348	71	BC1MP57K(L/V)	18	BC1MVINS2236	74

<i>pattern no.</i>	<i>page</i>	<i>pattern no.</i>	<i>page</i>	<i>pattern no.</i>	<i>page</i>	<i>pattern no.</i>	<i>page</i>
BC1MVINS2242	74	BC1PS1560	108	BC1SH72(S/V)	88	BC1TOPW1588(L/V)	21
BC1MVINS2248	74	BC1PS1566	108	BC1SHFF15	111	BC1TOPW1589(L/V)	21
BC1MVINS2260	74	BC1PS1572	108	BC1SHFF18	111	BC1TOPW1594(L/V)	21
BC1MVINS2272	74	BC1PS1578	108	BC1SHFF23	111	BC1TOPW1595(L/V)	21
BC1MVINS2318	75	BC1PS2230	108	BC1SHFF24	111	BC1UFINS1418	61
BC1MVINS2324	75	BC1PS2236	108	BC1SHFF29	111	BC1UFINS1424	61
BC1MVINS2330	75	BC1PS2242	108	BC1SHFF30	111	BC1UFINS1430	61
BC1MVINS2336	75	BC1PS2248	108	BC1SHFF36	111	BC1UFINS1436	61
BC1MVINS2342	75	BC1PS2254	108	BC1SHFF42	111	BC1UFINS1442	61
BC1MVINS2348	75	BC1PS2260	108	BC1SHFF48	111	BC1UFINS1448	61
BC1MVINS2360	75	BC1PS2266	108	BC1SHFFP15	111	BC1UFINS1518	61
BC1MVINS2372	75	BC1PS2272	108	BC1SHFFP18	111	BC1UFINS1524	61
BC1MVINS2718	74	BC1PS2278	108	BC1SHFFP23	111	BC1UFINS1530	61
BC1MVINS2724	74	BC1PT1C	110	BC1SHFFP24	111	BC1UFINS1536	61
BC1MVINS2730	74	BC1PT1N	110	BC1SHFFP29	111	BC1UFINS1542	61
BC1MVINS2736	74	BC1PT4C	110	BC1SHFFP30	111	BC1UFINS1548	61
BC1MVINS2742	74	BC1PT4N	110	BC1SHFFP36	111	BC1UFINS1560	61
BC1MVINS2748	74	BC1PT8C	110	BC1SHFFP42	111	BC1UFINS1572	61
BC1MVINS2760	74	BC1PT8N	110	BC1SHFFP48	111	BC1UFINS2018	61
BC1MVINS2772	74	BC1PTH1	109	BC1SSHK23	88	BC1UFINS2024	61
BC1MVINS2818	75	BC1PTH4	109	BC1SSHK24	88	BC1UFINS2030	61
BC1MVINS2824	75	BC1PTH8	109	BC1SSHK29	88	BC1UFINS2036	61
BC1MVINS2830	75	BC1PWS(L/R)	109	BC1SSHK30	88	BC1UFINS2042	61
BC1MVINS2836	75	BC1SDIV12	92	BC1SSHK36	88	BC1UFINS2048	61
BC1MVINS2842	75	BC1SDIV124	94	BC1SSHK42	88	BC1UFINS2060	61
BC1MVINS2848	75	BC1SDIV128	96	BC1SSHK48	88	BC1UFINS2072	61
BC1MVINS2860	75	BC1SDIV13	92	BC1SSPAR4	111	BC1UFINS2218	62
BC1MVINS2872	75	BC1SDIV134	94	BC1SSPAR8	111	BC1UFINS2224	62
BC1MVINS2918	75	BC1SDIV138	96	BC1TDBAR	109	BC1UFINS2230	62
BC1MVINS2924	75	BC1SDIV14	92	BC1TOP1524(S/L/V)	22	BC1UFINS2236	62
BC1MVINS2930	75	BC1SDIV144	94	BC1TOP1530(S/L/V)	22	BC1UFINS2242	62
BC1MVINS2936	75	BC1SDIV148	96	BC1TOP1536(S/L/V)	22	BC1UFINS2248	62
BC1MVINS2942	75	BC1SDIV4	92	BC1TOP1542(S/L/V)	22	BC1UFINS2818	63
BC1MVINS2948	75	BC1SDIV44	93	BC1TOP1547(S/L/V)	22	BC1UFINS2824	63
BC1MVINS2960	75	BC1SDIV48	95	BC1TOP1548(S/L/V)	22	BC1UFINS2830	63
BC1MVINS2972	75	BC1SDIV5	92	BC1TOP1553(S/L/V)	22	BC1UFINS2836	63
BC1MVINS3018	76	BC1SDIV54	93	BC1TOP1559(S/L/V)	22	BC1UFINS2842	63
BC1MVINS3024	76	BC1SDIV58	95	BC1TOP1560P(S/L/V)	22	BC1UFINS2848	63
BC1MVINS3030	76	BC1SDIV6	92	BC1TOP1565(S/L/V)	22	BC1UFINS2918	63
BC1MVINS3036	76	BC1SDIV64	93	BC1TOP1570(S/L/V)	22	BC1UFINS2924	63
BC1MVINS3042	76	BC1SDIV68	95	BC1TOP1571(S/L/V)	22	BC1UFINS2930	63
BC1MVINS3048	76	BC1SDIV7	92	BC1TOP1572P(S/L/V)	22	BC1UFINS2936	63
BC1MVINS3060	76	BC1SDIV74	93	BC1TOP1576(L/V)	22	BC1UFINS2942	63
BC1MVINS3072	76	BC1SDIV78	95	BC1TOP1577(S/L/V)	22	BC1UFINS2948	63
BC1MVINS3418	75	BC1SH15(S/V)	88	BC1TOP1582(L/V)	22	BC1UFINS3518	63
BC1MVINS3424	75	BC1SH18(S/V)	88	BC1TOP1583(S/L/V)	22	BC1UFINS3524	63
BC1MVINS3430	75	BC1SH23(S/V)	88	BC1TOP1588(L/V)	22	BC1UFINS3530	63
BC1MVINS3436	75	BC1SH24(S/V)	88	BC1TOP1589(L/V)	22	BC1UFINS3536	63
BC1MVINS3442	75	BC1SH29(S/V)	88	BC1TOP1594(L/V)	22	BC1UFINS3542	63
BC1MVINS3448	75	BC1SH30(S/V)	88	BC1TOP1595(L/V)	22	BC1UFINS3548	63
BC1MVINS3460	75	BC1SH36(S/V)	88	BC1TOPW1524(L/V)	21	BC1UFINS3618	64
BC1MVINS3472	75	BC1SH42(S/V)	88	BC1TOPW1530(L/V)	21	BC1UFINS3624	64
BC1MVINS3618	76	BC1SH48(S/V)	88	BC1TOPW1536(L/V)	21	BC1UFINS3630	64
BC1MVINS3624	76	BC1SH515(S/V)	88	BC1TOPW1542(L/V)	21	BC1UFINS3636	64
BC1MVINS3630	76	BC1SH518(S/V)	88	BC1TOPW1547(L/V)	21	BC1UFINS3642	64
BC1MVINS3636	76	BC1SH523(S/V)	88	BC1TOPW1548(L/V)	21	BC1UFINS3648	64
BC1MVINS3642	76	BC1SH524(S/V)	88	BC1TOPW1553(L/V)	21	BC1UFINS4218	65
BC1MVINS3648	76	BC1SH529(S/V)	88	BC1TOPW1559(L/V)	21	BC1UFINS4224	65
BC1MVINS3660	76	BC1SH530(S/V)	88	BC1TOPW1565(L/V)	21	BC1UFINS4230	65
BC1MVINS3672	76	BC1SH536(S/V)	88	BC1TOPW1570(L/V)	21	BC1UFINS4236	65
BC1PS1530	108	BC1SH542(S/V)	88	BC1TOPW1571(L/V)	21	BC1UFINS4242	65
BC1PS1536	108	BC1SH548(S/V)	88	BC1TOPW1576(L/V)	21	BC1UFINS4248	65
BC1PS1542	108	BC1SH560(S/V)	88	BC1TOPW1577(L/V)	21	BC1UFINS4318	65
BC1PS1548	108	BC1SH572(S/V)	88	BC1TOPW1582(L/V)	21	BC1UFINS4324	65
BC1PS1554	108	BC1SH60(S/V)	88	BC1TOPW1583(L/V)	21	BC1UFINS4330	65

<i>pattern no.</i>	<i>page</i>	<i>pattern no.</i>	<i>page</i>	<i>pattern no.</i>	<i>page</i>	<i>pattern no.</i>	<i>page</i>
BC1UFINS4336	65	BC1UVINS4218	68	BD1BBDK42N	77	BD1FHDK5018(L/R)N	82
BC1UFINS4342	65	BC1UVINS4224	68	BD1BBDK48N	77	BD1FHDK5024(L/R)N	82
BC1UFINS4348	65	BC1UVINS4230	68	BD1BBFDK18N	77	BD1FHDK5030N	82
BC1UFINS4918	65	BC1UVINS4236	68	BD1BBFDK24N	77	BD1FHDK5036N	82
BC1UFINS4924	65	BC1UVINS4242	68	BD1BBFDK30N	77	BD1FHDK5042N	82
BC1UFINS4930	65	BC1UVINS4248	68	BD1BBFDK36N	77	BD1FHDK5048N	82
BC1UFINS4936	65	BC1UVINS4318	68	BD1BBFDK42N	77	BD1FHDK5715(L/R)N	82
BC1UFINS4942	65	BC1UVINS4324	68	BD1BBFDK48N	77	BD1FHDK5718(L/R)N	82
BC1UFINS4948	65	BC1UVINS4330	68	BD1BFDK18N	77	BD1FHDK5724(L/R)N	82
BC1USK1560S	91	BC1UVINS4336	68	BD1BFDK24N	77	BD1FHDK5730N	82
BC1USK1572S	91	BC1UVINS4342	68	BD1BFDK30N	77	BD1FHDK5736N	82
BC1USK2060S	91	BC1UVINS4348	68	BD1BFDK36N	77	BD1FHDK5742N	82
BC1USK2072S	91	BC1UVINS4918	68	BD1BFDK42N	77	BD1FHDK5748N	82
BC1UVINS1418	66	BC1UVINS4924	68	BD1BFDK48N	77	BD1FHDK6415(L/R)N	82
BC1UVINS1424	66	BC1UVINS4930	68	BD1BPAR6	110	BD1FHDK6418(L/R)N	82
BC1UVINS1430	66	BC1UVINS4936	68	BD1BSDK4230N	80	BD1FHDK6424(L/R)N	82
BC1UVINS1436	66	BC1UVINS4942	68	BD1BSDK4236N	80	BD1FHDK6430N	82
BC1UVINS1442	66	BC1UVINS4948	68	BD1BSDK4242N	80	BD1FHDK6436N	82
BC1UVINS1448	66	BC1WSHK118(L/V)	90	BD1BSDK4248N	80	BD1FHDK6442N	82
BC1UVINS1518	66	BC1WSHK124(L/V)	90	BD1BSDK5030N	80	BD1FHDK6448N	82
BC1UVINS1524	66	BC1WSHK130(L/V)	90	BD1BSDK5036N	80	BD1FHDK7115(L/R)N	83
BC1UVINS1530	66	BC1WSHK136(L/V)	90	BD1BSDK5042N	80	BD1FHDK7118(L/R)N	83
BC1UVINS1536	66	BC1WSHK142(L/V)	90	BD1BSDK5048N	80	BD1FHDK7124(L/R)N	83
BC1UVINS1542	66	BC1WSHK148(L/V)	90	BD1CBK18	110	BD1FHDK7130N	83
BC1UVINS1548	66	BC1WSHK160(L/V)	90	BD1CBK24	110	BD1FHDK7136N	83
BC1UVINS1560	66	BC1WSHK172(L/V)	90	BD1CBK30	110	BD1FHDK7142N	83
BC1UVINS1572	66	BC1WSHK218(L/V)	90	BD1CBK36	110	BD1FHDK7148N	83
BC1UVINS2018	66	BC1WSHK224(L/V)	90	BD1CBK42	110	BD1FHDK7818(L/R)N	83
BC1UVINS2024	66	BC1WSHK230(L/V)	90	BD1CBK48	110	BD1FHDK7824(L/R)N	83
BC1UVINS2030	66	BC1WSHK236(L/V)	90	BD1FDK18N	77	BD1FHDK7830N	83
BC1UVINS2036	66	BC1WSHK242(L/V)	90	BD1FDK24N	77	BD1FHDK7836N	83
BC1UVINS2042	66	BC1WSHK248(L/V)	90	BD1FDK30N	77	BD1FHDK7842N	83
BC1UVINS2048	66	BC1WSHK260(L/V)	90	BD1FDK36N	77	BD1FHDK7848N	83
BC1UVINS2060	66	BC1WSHK272(L/V)	90	BD1FDK42N	77	BD1FPAR6	110
BC1UVINS2072	66	BC1WSHKGROM10	111	BD1FDK48N	77	BD1FSDK1630N	78
BC1UVINS2218	66	BC2BASE15EG(K)	19	BD1FFDK18N	77	BD1FSDK1636N	78
BC1UVINS2224	66	BC2BASE15E(K)	19	BD1FFDK24N	77	BD1FSDK1642N	78
BC1UVINS2230	66	BC2BASE18EG(K)	19	BD1FFDK30N	77	BD1FSDK1648N	78
BC1UVINS2236	66	BC2BASE18E(K)	19	BD1FFDK36N	77	BD1FSDK2230N	78
BC1UVINS2242	66	BC2BASE18N(K)	19	BD1FFDK42N	77	BD1FSDK2236N	78
BC1UVINS2248	66	BC2BASE23EG(K)	19	BD1FFDK48N	77	BD1FSDK2242N	78
BC1UVINS2818	67	BC2BASE23E(K)	19	BD1FHDK1524(L/R)N	81	BD1FSDK2248N	78
BC1UVINS2824	67	BC2BASE23N(K)	19	BD1FHDK1530N	81	BD1FSDK2530N	78
BC1UVINS2830	67	BC2BASE24EG(K)	19	BD1FHDK1536N	81	BD1FSDK2536N	78
BC1UVINS2836	67	BC2BASE24E(K)	19	BD1FHDK1542N	81	BD1FSDK2542N	78
BC1UVINS2842	67	BC2BASE24N(K)	19	BD1FHDK1548N	81	BD1FSDK2548N	78
BC1UVINS2848	67	BC2BASE29EG(K)	19	BD1FHDK2024(L/R)N	81	BD1FSDK2829N	78
BC1UVINS2918	67	BC2BASE29E(K)	19	BD1FHDK2030N	81	BD1FSDK2830N	78
BC1UVINS2924	67	BC2BASE29N(K)	19	BD1FHDK2036N	81	BD1FSDK2836N	78
BC1UVINS2930	67	BC2BASE30EG(K)	19	BD1FHDK2042N	81	BD1FSDK2842N	78
BC1UVINS2936	67	BC2BASE30E(K)	19	BD1FHDK2048N	81	BD1FSDK2848N	78
BC1UVINS2942	67	BC2BASE30N(K)	19	BD1FHDK2818(L/R)N	81	BD1FSDK4230N	78
BC1UVINS2948	67	BC2BASE36EG(K)	19	BD1FHDK2824(L/R)N	81	BD1FSDK4236N	78
BC1UVINS3518	67	BC2BASE36E(K)	19	BD1FHDK2830N	81	BD1FSDK4242N	78
BC1UVINS3524	67	BC2BASE36N(K)	19	BD1FHDK2836N	81	BD1FSDK4248N	78
BC1UVINS3530	67	BC2BASE42EG(K)	19	BD1FHDK2842N	81	BD1FSDK5030N	79
BC1UVINS3536	67	BC2BASE42E(K)	19	BD1FHDK2848N	81	BD1FSDK5036N	79
BC1UVINS3542	67	BC2BASE42N(K)	19	BD1FHDK4215(L/R)N	81	BD1FSDK5042N	79
BC1UVINS3548	67	BC2BASE48EG(K)	19	BD1FHDK4218(L/R)N	81	BD1FSDK5048N	79
BC1UVINS3618	67	BC2BASE48E(K)	19	BD1FHDK4224(L/R)N	81	BD1HK57242HD(L/R)N	84
BC1UVINS3624	67	BC2BASE48N(K)	19	BD1FHDK4230N	81	BD1HK57243HD(L/R)N	85
BC1UVINS3630	67	BD1BBDK18N	77	BD1FHDK4236N	81	BD1HK57302HDN	84
BC1UVINS3636	67	BD1BBDK24N	77	BD1FHDK4242N	81	BD1HK57302SDN	86
BC1UVINS3642	67	BD1BBDK30N	77	BD1FHDK4248N	81	BD1HK57303HDN	85
BC1UVINS3648	67	BD1BBDK36N	77	BD1FHDK5015(L/R)N	82	BD1HK57303SDN	87

<i>pattern no.</i>	<i>page</i>	<i>pattern no.</i>	<i>page</i>	<i>pattern no.</i>	<i>page</i>	<i>pattern no.</i>	<i>page</i>
BD1HK57362HDN	84	BD1HK78483SDN	87	BL3L3718M	112	BW1R8418P(L/V)	101
BD1HK57362SDN	86	BD1TSDK1530N	80	BL3L3718W	112	BW1R8418T(L/V)	101
BD1HK57363HDN	85	BD1TSDK1536N	80	BL3L376M	112	BW1R8424P(L/V)	102
BD1HK57363SDN	87	BD1TSDK1542N	80	BL3L376W	112	BW1R8424T(L/V)	102
BD1HK57422HDN	84	BD1TSDK1548N	80	BW1CSB	107	BW1R8430P(L/V)	103
BD1HK57422SDN	86	BD1TSDK1560N	80	BW1FB18	107	BW1R8430T(L/V)	103
BD1HK57423HDN	85	BD1TSDK1572N	80	BW1FB1810	107	BW1SCR	107
BD1HK57423SDN	87	BD1TSDK2030N	80	BW1FB24	107	BW1SL18P	107
BD1HK57482HDN	84	BD1TSDK2036N	80	BW1FB2410	107	BW1SL18T	107
BD1HK57482SDN	86	BD1TSDK2042N	80	BW1FB30	107	BW1SL24P	107
BD1HK57483HDN	85	BD1TSDK2048N	80	BW1FB3010	107	BW1SL24T	107
BD1HK57483SDN	87	BD1TSDK2060N	80	BW1R3618P(L/V)	101	BW1SL30P	107
BD1HK64242HD(L/R)N	84	BD1TSDK2072N	80	BW1R3618T(L/V)	101	BW1SL30T	107
BD1HK64243HD(L/R)N	85	BE2BDB8	97	BW1R3624P(L/V)	102	BW1SL36P	107
BD1HK64302HDN	84	BE2BDUP6(1/2/3/3D/4D)	97	BW1R3624T(L/V)	102	BW1SL36T	107
BD1HK64302SDN	86	BE2BI872	97	BW1R3630P(L/V)	103	BW1SL5424T(L/V)	106
BD1HK64303HDN	85	BE2BI872NY	97	BW1R3630T(L/V)	103	BW1SL6024T(L/V)	106
BD1HK64303SDN	87	BE2BI872SF	97	BW1R4218P(L/V)	101	BW1SR5424T(L/V)	106
BD1HK64362HDN	84	BE2BPJ824	97	BW1R4218T(L/V)	101	BW1SR6024T(L/V)	106
BD1HK64362SDN	86	BE2BPJ830	97	BW1R4224P(L/V)	102	BW1T481824P(L/V)	104
BD1HK64363HDN	85	BE2BPJ836	97	BW1R4224T(L/V)	102	BW1T481824T(L/V)	104
BD1HK64363SDN	87	BE2BPJ842	97	BW1R4230P(L/V)	103	BW1T482418P(L/V)	104
BD1HK64422HDN	84	BE2BPJ848	97	BW1R4230T(L/V)	103	BW1T482418T(L/V)	104
BD1HK64422SDN	86	BE2BPJ854	97	BW1R4818P(L/V)	101	BW1T482430P(L/V)	105
BD1HK64423HDN	85	BE2BPJ860	97	BW1R4818T(L/V)	101	BW1T482430T(L/V)	105
BD1HK64423SDN	87	BE2BPJ866	97	BW1R4824P(L/V)	102	BW1T483024P(L/V)	105
BD1HK64482HDN	84	BE2BPJ872	97	BW1R4824T(L/V)	102	BW1T483024T(L/V)	105
BD1HK64482SDN	86	BE2BTB8	97	BW1R4830P(L/V)	103	BW1T541824P(L/V)	104
BD1HK64483HDN	85	BE2DTJ822	100	BW1R4830T(L/V)	103	BW1T541824T(L/V)	104
BD1HK64483SDN	87	BE2DTJ822-2	100	BW1R5418P(L/V)	101	BW1T542418P(L/V)	104
BD1HK71242HD(L/R)N	84	BE2DTJ825	100	BW1R5418T(L/V)	101	BW1T542418T(L/V)	104
BD1HK71243HD(L/R)N	85	BE2DTJ825-2	100	BW1R5424P(L/V)	102	BW1T542430P(L/V)	105
BD1HK71302HDN	84	BE2DTJ828	100	BW1R5424T(L/V)	102	BW1T542430T(L/V)	105
BD1HK71302SDN	86	BE2DTJ828-2	100	BW1R5430P(L/V)	103	BW1T543024P(L/V)	105
BD1HK71303HDN	85	BE2DTJ831	100	BW1R5430T(L/V)	103	BW1T543024T(L/V)	105
BD1HK71303SDN	87	BE2DTJ831-2	100	BW1R6018P(L/V)	101	BW1T601824P(L/V)	104
BD1HK71362HDN	84	BE2DTJ834	100	BW1R6018T(L/V)	101	BW1T601824T(L/V)	104
BD1HK71362SDN	86	BE2DTJ834-2	100	BW1R6024P(L/V)	102	BW1T602418P(L/V)	104
BD1HK71363HDN	85	BE2DTJ837	100	BW1R6024T(L/V)	102	BW1T602418T(L/V)	104
BD1HK71363SDN	87	BE2DTJ837-2	100	BW1R6030P(L/V)	103	BW1T602430P(L/V)	105
BD1HK71422HDN	84	BE2DTJ840	100	BW1R6030T(L/V)	103	BW1T602430T(L/V)	105
BD1HK71422SDN	86	BE2DTJ840-2	100	BW1R6036P(L/V)	103	BW1T603024P(L/V)	105
BD1HK71423HDN	85	BE2EPM8DD(1/2/3/3D/4D)	98	BW1R6036T(L/V)	103	BW1T603024T(L/V)	105
BD1HK71423SDN	87	BE2EPM8DD(14D/24D/34D/13D/23D)	99	BW1R6618P(L/V)	101	BW1T721824P(L/V)	104
BD1HK71482HDN	84	BE2EPM8DP(1/2/3/3D/4D)	98	BW1R6618T(L/V)	101	BW1T721824T(L/V)	104
BD1HK71482SDN	86	BE2EPM8DP(14D/24D/34D/13D/23D)	99	BW1R6624P(L/V)	102	BW1T722418P(L/V)	104
BD1HK71483HDN	85	BE2EPM8DU(1/2/3/3D/4D)	98	BW1R6624T(L/V)	102	BW1T722418T(L/V)	104
BD1HK71483SDN	87	BE2EPM8DU(14D/24D/34D/13D/23D)	99	BW1R6630P(L/V)	103	BW1T722430P(L/V)	105
BD1HK78242HD(L/R)N	84	BE2EPM8PD(1/2/3/3D/4D)	98	BW1R6630T(L/V)	103	BW1T722430T(L/V)	105
BD1HK78243HD(L/R)N	85	BE2EPM8PD(14D/24D/34D/13D/23D)	99	BW1R6636P(L/V)	103	BW1T723024P(L/V)	105
BD1HK78302HDN	84	BE2EPM8PU(1/2/3/3D/4D)	98	BW1R6636T(L/V)	103	BW1T723024T(L/V)	105
BD1HK78302SDN	86	BE2EPM8PU(14D/24D/34D/13D/23D)	99	BW1R7218P(L/V)	101		
BD1HK78303HDN	85	BE2EPM8UD(1/2/3/3D/4D)	98	BW1R7218T(L/V)	101		
BD1HK78303SDN	87	BE2EPM8UD(14D/24D/34D/13D/23D)	99	BW1R7224P(L/V)	102		
BD1HK78362HDN	84	BE2EPM8UP(1/2/3/3D/4D)	98	BW1R7224T(L/V)	102		
BD1HK78362SDN	86	BE2EPM8UP(14D/24D/34D/13D/23D)	99	BW1R7230P(L/V)	103		
BD1HK78363HDN	85	BE2KC10	97	BW1R7230T(L/V)	103		
BD1HK78363SDN	87	BL3L193M	112	BW1R7236P(L/V)	103		
BD1HK78422HDN	84	BL3L193W	112	BW1R7236T(L/V)	103		
BD1HK78422SDN	86	BL3L196M	112	BW1R7818P(L/V)	101		
BD1HK78423HDN	85	BL3L196W	112	BW1R7818T(L/V)	101		
BD1HK78423SDN	87	BL3L199M	112	BW1R7824P(L/V)	102		
BD1HK78482HDN	84	BL3L199W	112	BW1R7824T(L/V)	102		
BD1HK78482SDN	86	BL3L3712M	112	BW1R7830P(L/V)	103		
BD1HK78483HDN	85	BL3L3712W	112	BW1R7830T(L/V)	103		

# KnollKey Lock Program

## KnollKey Lock Program General Information

Following is the KnollKey lock policy, applicable to all products.

Knoll furniture can be ordered keyed-alike or random keyed. Key-alike and random keying instructions cannot be mixed on any single order. Only one of the two instructions can be used on an individual order. When an order is submitted with mixed (key-alike and random) instructions, Knoll will release the order as key-alike only and lock cores will have to be specified separately.

### Key-alike

For the convenience of the user, furniture may be keyed alike at no charge. Write "Key-alike" in the description of your purchase order for any pedestal, overhead, file or other item you wish to have keyed alike.

Using the key-alike instructions, order cores and keys as line items on your purchase order. Do NOT submit a key-alike form. The Knoll East Greenville Lock Center will select key numbers from the standard range of K 001 - K 250. Key numbers will not be repeated unless over 250 sets are ordered. Lock cores keyed-alike will ship separately from the product, ready for field installation.

There is no charge for key-alike orders if placed with the furniture order.

**IF THE KEY-ALIKE ORDER IS NOT PLACED AT LEAST TWO WEEKS PRIOR TO THE FURNITURE SHIP DATE, A \$50 HANDLING CHARGE AND AIR FREIGHT CHARGES WILL APPLY.**

**If product is ordered and shipped random-keyed, additional lock cores for key-alike are billable.**

### Random-Keying

To specify product keyed-random, write "key-random" in the product description. Random-keyed product is shipped with the lock core factory installed. A shrouded key is included. Random means no effort has been made to match key numbers, or to make them different.

### Keys

A Knoll shrouded key is shipped with every lock core. 250 Key numbers are available. For numbers above 250, contact Custom Product Development. Additional keys and key blanks are available. See service parts for more information.

### Master Keying

Knoll locks can be controlled by means of a master key. There is no additional per-lock charge for master keying. A letter of approval from the client must accompany orders for master keys.

### Installing Lock Cores

Lock cores can be installed or removed in the field by using a change key. Cores must be in the unlocked position to be removed. See service parts for change key pattern number and pricing.

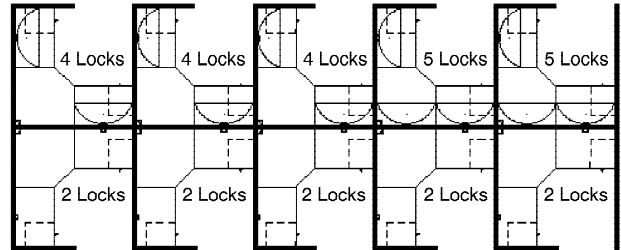
### Lock Distribution

All orders for key-alike lock cores/keys are packaged and shipped from the East Greenville Lock Center, regardless of where the pedestals, overhead, or other units are produced. Random keyed product will have cores factory-installed.

## How to Specify Key-Alike

Following is an example of how to specify key-alike for a cluster of 10 workstations.

**Step 1** - Using the project floorplan, count the number of locks in each workstation.



**Step 2** - Count the number of workstations with the same quantity of locks. Group together the workstations with a like number of locks.

5 workstations with 2 locks per station  
3 workstations with 4 locks per station  
2 workstations with 5 locks per station

**Step 3** - For the first group (5 sets of 2 locks), enter the number of workstations in the quantity column.

Qty	Pattern #	Description	Unit List	Ext. List
5				

**Step 4** - Then enter the pattern number "KSPEC\_ \_" and add a suffix for the number of locks for that group (i.e., for 2 locks per station, add the suffix "2"). Up to 30 lock cores are available in a set (i.e., KSPEC 30).

Qty	Pattern #	Description	Unit List	Ext. List
5	KSPEC 2	Set of 2 cores/keys	N / C	N / C

**Step 5** - Repeat for other groups.

Qty	Pattern #	Description	Unit List	Ext. List
5	KSPEC 2	Set of 2 cores/keys	N / C	N / C
3	KSPEC 4	Set of 4 cores/keys	N / C	N / C
2	KSPEC 5	Set of 5 cores/keys	N / C	N / C

Your Key instructions are complete.

Knoll will select key numbers for each set from 250 available numbers. Additional key numbers are available through Custom Product Development. **For additions to existing installations, specify desired key numbers in the description.**

## Service Parts

Pattern #	Description	List Price
KKEY_ _ _	Shrouded Key Specify key number desired	\$5
KBLANK	Shrouded Key Blank	\$5
KSPECB_ _ _	Retrofit Universal Core/Key Specify key number desired	\$22
KCHANGE	Change Key	\$5
HLKRKMASTER*	Master Key	\$7

\*Note: A letter of approval on company letterhead from the client must accompany all orders for master keys.

# General Ordering Information

---

## **The Products**

This guide encompasses all standard products for this product group.

## **Sizes**

Dimensions listed in this guide are indicated as:

H = height

W = width

D = depth

Dia. = diameter

Rad. = radius

## **Pricing**

All prices shown are list.

## **How to Order**

Select pattern numbers and quantities required for your complete installation. Product questions can be addressed in the specific sections of this guide or by contacting your sales representative or customer resource representative at 1-800-343-5665.

Next, select options (if required), along with colors and finishes appropriate to each product. Reference the Finishes and Fabrics pages for color designations.

On large installations, an item's "designated area" can be specified to assist in product organization and handling.

To expedite complete / correct entry of your order, be certain all pattern numbers, quantities, colors and area identifications are completely specified. Also, include complete purchase order numbers, bill-to and ship-to addresses, a contact name and specific factory shipping dates required.

## **Mail all orders to:**

Knoll, Inc.  
c/o Knoll Participating Dealer  
1235 Water Street  
P.O. Box 157  
East Greenville, PA 18041  
Attention: Order Entry

Once your order is entered at Knoll, an acknowledgment will be mailed to you. You will be advised of your scheduled shipping date within five days of the original acknowledgment. If it is necessary to revise your order, please contact your customer resource representative.

## Sustainability Statement

---

Sustainable design is a key component of Knoll's environmental focus. Our commitment to social responsibility and a healthy environment has prompted us to further articulate our longstanding environmental programs and, with encouragement and support from our colleagues in the industry, we have re-energized our focus on such "green" initiatives as life cycle analysis and LEED™ certification. Knoll is proud to have contributed to projects that have received LEED certification from the U.S. Green Building Council.

For the latest information on Knoll products that help our customers achieve LEED certification, log on to [knoll.com](http://knoll.com), click on "About Knoll" and then "Environmental Focus."

**Knoll, Inc.**  
**P.O. Box 157**  
**1235 Water Street**  
**East Greenville, PA 18041**

**(215) 679-7991**  
**[www.knoll.com](http://www.knoll.com)**

PLGSATEMP0711

**Knoll** Template GSA Price List 7/15/11